



SCOTTS VALLEY WATER DISTRICT

AGENDA PACKET

REGULAR BOARD MEETING
October 12, 2017 at 7:00 p.m.

Santa Margarita Community Room
2 Civic Center Drive
Scotts Valley, California

BOARD OF DIRECTORS

Ruth Stiles, President
Chris Perri, Vice President
David Hodgins, Director
Wade Leishman, Director
Danny Reber, Director

Piret Harmon, General Manager



SCOTTS VALLEY WATER DISTRICT

BOARD OF DIRECTORS
PRESIDENT Ruth Stiles
VICE PRESIDENT Chris Perri
David Hodgkin
Ken Kannegaard
Danny Reber

GENERAL MANAGER
Piret Harmon

Board of Directors

Regular Meeting 7:00 p.m.

Thursday, October 12, 2017

Santa Margarita Community Room

2 Civic Center Drive, Scotts Valley, California

Agenda

1. Convene Meeting

- I.1. Call to Order and Roll Call
- I.2. Pledge of Allegiance and Invocation
- I.3. Closed Session Report (No closed session on 09/20/17)
- I.4. Additions/Deletions to the Agenda
- I.5. Oral Communications

2. Administrative Items

2.1. [Approval of Minutes – September 20, 2017 Regular Board Meeting](#)

2.2. Presentation

Water Technology Alliance California Fact Finding Trips: Water Resource Management and Smart Water Distribution in Denmark
Piret Harmon, David McNair, Ruth Stiles

2.3. [Committee and Other Meeting Reports](#)

Water Resources and & Engineering Committee Meeting Report 09/26/17

2.4. [Rate Increase Implementation](#)

Recommendation: Discuss and provide direction to the General Manager on the rate increase scheduled for December 2017.

3. Consent (none)

4. Public Hearings (none)

5. General Business Items

5.1. [Adding Detail 4A to Standard Specifications](#)

Recommendation: 1) Approve adding Detail 4A to Scotts Valley Water District's Standard Specifications; 2) Adopt Resolution No. 15-17 establishing rates and fees associated with Detail 4A.

6. Staff Reports

- 6.1. District Counsel - oral
- 6.2. General Manager - oral
- 6.3. [Finance](#)
- 6.4. [Operations](#)

7. Individual Directors Reports

Individual Directors Reports – oral

- Anticipated travel meeting or other expenses
- ACWA and ACWA/JPIA updates
- Items not on the Agenda

8. Written Communications and Correspondence (none)

9. Community Relations (none)

10. Closed Session (none)

11. Report on Closed Session and Additional Items (none)

12. Adjournment

Future Agenda Items

FY 2017 Audit / Comprehensive Annual Financial Report (CAFR) – November
Supplemental Supply Study (TBD)
Asset Master Plan (TBD)

Board of Directors Meeting Calendar

Regular Board Meetings (Santa Margarita Community Room)

- 11/09/2017
- 12/14/2017
- 01/11/2018

Santa Margarita Groundwater Agency Board of Directors – 10/25/2017 at 7:00 p.m.

Committee Meetings (District Conference Room)

- Finance & Personnel Committee – 10/24/2017 3:00 p.m.
- Water Resources & Engineering Committee – 10/24/2017 4:00 p.m.
- Executive & Public Affairs Committee – 10/17/2017 4:00 p.m.

ACWA Events

[2017 ACWA Regulatory Summit](#) – 10/17/17 Holiday Inn Sacramento

[2017 Fall Conference & Exhibition](#) - 11/28/2017 - 12/01/2017 Anaheim

Other Trainings/Workshops

Online Workshops

AVAILABILITY OF PUBLIC RECORDS PROVIDED TO THE BOARD OF DIRECTORS: THE DISTRICT WILL MAKE AVAILABLE FOR PUBLIC REVIEW ANY PUBLIC RECORDS FURNISHED TO THE BOARD OF DIRECTORS AT THE SAME TIME SUCH RECORDS ARE FURNISHED TO THE BOARD OF DIRECTORS. **SUCH RECORDS SHALL BE AVAILABLE AT THE DISTRICT OFFICE DURING NORMAL BUSINESS HOURS.**

PUBLIC ACCESS – ACCOMMODATIONS UNDER THE ADA: PURSUANT TO TITLE II OF THE AMERICANS WITH DISABILITIES ACT OF 1990, THE SCOTTS VALLEY WATER DISTRICT REQUESTS THAT ANY PERSON IN NEED OF ANY TYPE OF SPECIAL EQUIPMENT, ASSISTANCE OR ACCOMMODATION(S) IN ORDER TO EFFECTIVELY COMMUNICATE AT THE DISTRICT'S PUBLIC MEETING PLEASE MAKE SUCH A REQUEST TO THE DISTRICT OFFICE AT THE ABOVE ADDRESS OR BY CALLING (831) 438-2363 A MINIMUM OF THREE (3) WORKING DAYS PRIOR TO THE SCHEDULED MEETING. ADVANCE NOTIFICATION WITHIN THIS GUIDELINE WILL ENABLE THE DISTRICT TO MAKE REASONABLE ARRANGEMENTS TO ENSURE ACCESSIBILITY.

Scotts Valley Water District
Board of Directors
Regular Meeting 7:00 p.m.
Wednesday, September 20, 2017
Santa Margarita Community Room
2 Civic Center Drive, Scotts Valley, California
Minutes

I. Convene Meeting

I.1. Call to Order and Roll Call

President Stiles called the meeting to order at 7:00 p.m. in the Santa Margarita Community Room, 2 Civic Center Drive, Scotts Valley, California.

Board Members Present:

David T. Hodgin

Wade Leishman

Chris Perri, Vice-President

Danny Reber

Ruth Stiles, President

Staff Members Present:

Piret Harmon, General Manager

David McNair, Operations Manager

Donna Paul, Assistant to General Manager

Guests:

Rosemary Menard, Director of Water Department City of Santa Cruz

I.2. Pledge of Allegiance and Invocation

Director Leishman led the pledge of allegiance and Director Reber provided the invocation.

I.3. Closed Session Report

Legal Counsel Bosso reported that a performance evaluation of the General Manager was conducted during the closed session on August 10, 2017 and that no action was taken.

I.4. Additions/Deletions to the Agenda

There were no additions or deletions to the agenda.

I.5. Oral Communications

There were no oral communications.

2. Administrative Items

2.1. Approval of Minutes – August 10, 2017 Regular Board Meetings

MOTION: Perri / Leishman to approve the minutes of the August 10, 2017 regular Board Meeting. Motion carried by unanimous voice vote.

2.2. Presentation

There were no presentations.

2.3 Committee Meeting Reports

Finance and Personnel Committee 09/05/2017

In addition to the written report, there was nothing further to add.

Santa Margarita Groundwater Agency (SMGA) Board of Directors Meeting
08/30/2017 Selection Meeting 07/31/2017

Director Perri reported that the private well owners selected Angela Franklin and Nick Vrolyk as Directors and Edan Cassidy as the alternate and the San Lorenzo Valley Water District Directors took unexpected actions 1) not using the staff recommendations and instead appointing by specific name Stephanie Hill as agency treasurer and not approving the Scotts Valley Water District as the parent agency.

3. Consent

There were no items on the consent agenda.

4. Public Hearings

No public hearings were scheduled.

5. General Business Items

5.1. Association of California Water Agencies (ACWA) Committee Appointment
Nominations for the 2018-2019 Term

General Manager Harmon provided the staff report and responded to questions from the Board.

The Board of Directors confirmed the Committee Roster and directed the General Manager submit the Committee Consideration Form for ACWA Committees for the 2018-2019 term.

5.2. Memorandum of Agreement among the San Lorenzo Water District, the City of Santa Cruz, the County of Santa Cruz and the Scotts Valley Water District for Collaborative Work on Conjunctive Use of Surface and Groundwater Resources.

General Manager Harmon introduced City of Santa Cruz Water Director Rosemary Menard who is leading this effort. Both provided information and responded to Board questions.

The Board discussed the MOA and requested that funding section be amended to read: PARTIES agree that funding for each shared task in this WORK PLAN will be proportionally split as agreed by the PARTIES on case by case basis.

MOTION: Hodgin / Perri to authorize the General Manager to execute the Memorandum of Agreement among the San Lorenzo Water District, the City of Santa Cruz, the County of Santa Cruz and the Scotts Valley Water District, as amended regarding the funding of each shared tasks, for collaborative work on exploring potential projects for the conjunctive use of surface and groundwater resources in Santa Margarita basin and San Lorenzo River watershed. Motion carried by unanimous voice vote.

Water Director Menard invited the Board and staff to attend a series of workshops on the Sustainable Groundwater Management Act (SGMA) implementation. The first session is Groundwater 101 and SGMA - A Primer for the Community and will be held on Thursday October 5, 2017 at 5:00 p.m. at the Simpkins Swim Center 979 17th Avenue, Santa Cruz CA 95062.

6. Staff Reports

6.1. District Counsel – oral

Legal Counsel Bosso reported the State Supreme Court heard arguments on the Proposition 218 cases September 5, 2017 and the Goleta case is in the 4th District Court of Appeals.

6.2. General Manager

The General Managers report is appended to the minutes.

6.3. Finance

The Finance Report was accepted without comments.

6.4. Operations

Operations Manager McNair reported that the District will be using national joint powers alliance (NJPA) for some of the contracting on the Well 7 emergency replacement project; Thayer Construction (Salinas) is available and will be providing a quote for site preparation work; Lennar will be providing a site for the “construction yard” and allowing us to add about 140 cubic yards to its spoils pile; Pacific Coast Well Drilling will be here in October to drill; and the State has responded to our permit amendment request with six follow up questions. Bethany Booster emergency replacement plans are complete, along with the electrical work and a contractor has been secured for the pipeline work. City Ventures is done for the winter; lead and copper testing is complete with all tested below action levels; and a recent front-page news article on public health goals did not bring any phone calls.

7. Individual Directors Reports

Director Hodgin reported the he attended the Region 5 event in Goleta on September 17, 18 and will be in Sacramento on September 28, 29 for ACWA Board Meetings.

Director Hodgkin requested that ad hoc committee be established to discuss acquisition of the Valley Gardens Golf Course in conjunction with the City of Scotts Valley. After discussion, Board consensus was to revisit this item in the Spring (Board retreat).

Director Reber expressed gratitude to General Manager Harmon and Operations Manager McNair for their efforts in resolving brewery chemicals causing problems at the waste water plant.

8. Written Communications and Correspondence

8.1 SB 623 (Monning) Oppose Unless Amended 08/11/17

8.2 SB 606 (Skinner/Hertzberg) Oppose Unless Amended 08/30/17

8.3 AB 1668 (Friedman) Oppose Unless Amended 08/30/17

The written communications and correspondence was accepted with a comment that SB263 died in Committee.

9. Community Relations

9.1. Press Release - Scotts Valley Water District to replace collapsed well 09/13/17

The community relations items were accepted without comment.

10. Closed Session

There was no closed session.

11. Report on Closed Session and Additional Items

There was no report on closed session or additional items.

12. Adjournment

At 9:11 p.m., the meeting adjourned. The next regular meeting of the Board of Directors is scheduled for October 12, 2017 at 7:00 p.m. in the Santa Margarita Community Room, 2 Civic Center Drive, Scotts Valley, CA 95066.

Submitted:

Approved:

Donna Paul, Asst. to the General Manager

Ruth Stiles, President

Attest:

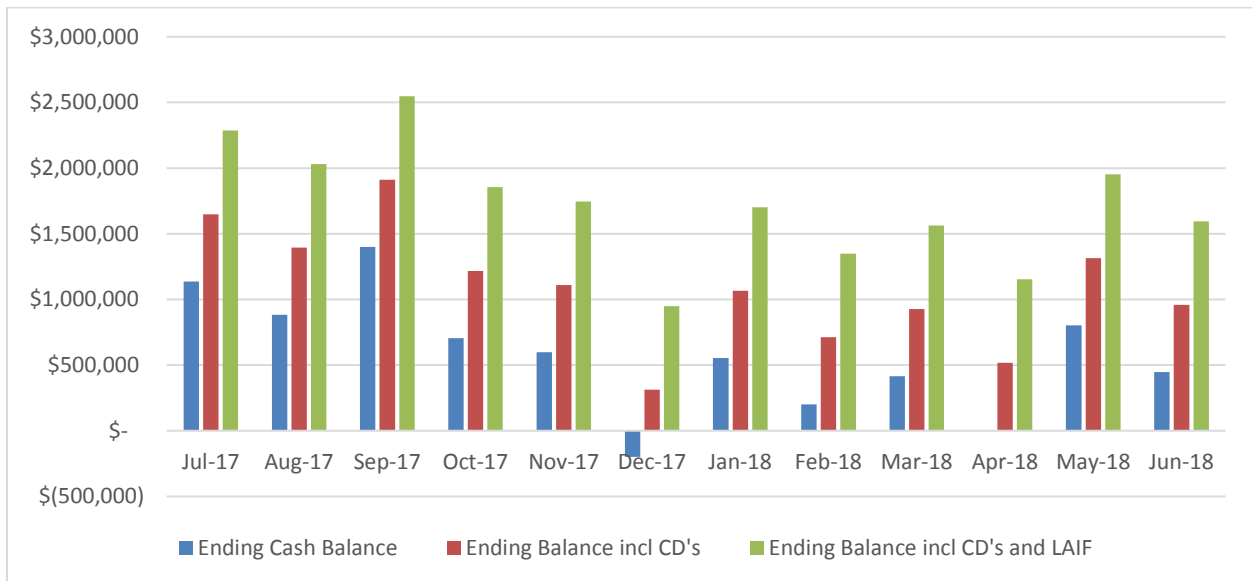
Piret Harmon, General Manager

STAFF REPORT – GENERAL ITEMS
 Scotts Valley Water District

Date: September 20, 2017
To: Board of Directors
From: General Manager

1. Funding of the emergency projects (Well 7A replacement and Bethany Booster Station rehabilitation)

a. Cash reserves projection



b. Use of cooperative agreements

Considering utilizing National Joint Powers Alliance (NJPA) for construction contracts to streamline and speed up the process.

2. SVWD along with the other water and land resource management agencies and private interest groups in the county received a request from Water for Santa Cruz to participate in a public forum entitled “Perspectives on Regional Water Supply Solutions” on September 25, 2017. The stated goal of the event is to provide information to the public regarding local water supply, hold a public discussion of all known solutions, review progress being made to address groundwater overdraft and recharge projects, and provide updates of state legislation affecting the policies of local water agencies.
3. SVWD is hosting a joint lunch event (11:30am-1pm) with SqCWD, SLVWD, City of Scotts Valley at MacDorsa Park on October 9, 2017. SqCWD will be introducing their Pure Water Soquel educational trailer.
4. Recent water industry events

- a. Ruth Stiles and I attended Water Resource Management tour to Denmark hosted and funded by the Danish Ministry of Foreign Affairs in August 2017. The trip was centered on the Danish water resource management strategies, groundwater mapping, groundwater sustainability plans and included visits to the State of Green (<https://stateofgreen.com/en>), Danish Environmental Protection Agency (<http://eng.svana.dk>), Smith Innovation (<http://smithinnovation.dk/en>), Vandcenter Syd/Odense Water (<http://www.vcsdenmark.com>), SkyTEM (<http://skytem.com/geophysical-surveys/>), Ramboll (<http://ramboll.com>), Aarhus Municipality (<http://www.aarhus.dk/da/omkommunen/English.aspx>), Aarhus Vand/Aarhus Water (https://www.aarhusvand.dk/en/international/new_solutions/tomorrow/)
 - b. I attended California Utilities Executive Management Association Leadership Summit in September 2017. Main focus on succession planning strategies for water industry.
 - c. I attended and participated on a panel about water recycling and reuse at ACWA Region 5 Event in Goleta in September 2017.
5. I was invited and will be participating in the kick-off event for California-Denmark Water Memorandum of Understanding co-hosted by Governor Brown's Office, State Water Resource Control Board, Department of Water Resources and Danish Ministry of Foreign Affairs on September 22, 2017.

I will most likely be needing to tend to family medical needs in the upcoming months and requesting to work remotely and take some time off to facilitate that. Tentative and initial schedule for that – October 13 through 30, 2017.



SCOTTS VALLEY
WATER DISTRICT

Water Resources and Engineering Committee Meeting

Tuesday, September 26, 2017 – 3:00 p.m.

District Conference Room

2 Civic Center Drive, Scotts Valley, CA 95066

Meeting Report

1. Convene Meeting

The meeting convened at 3:00 p.m. in the District Conference Room, 2 Civic Center Drive, Scotts Valley, CA 95066.

Present: Directors Perri and Leishman

Staff: Harmon, McNair and Paul.

2. Discussion Items

2.1 Opterra Energy Services Proposal

General Manager Harmon introduced this item. Many solar companies have approached the district looking at opportunities to place solar panels at district sites. This company uses a different approach it does a full audit of energy use and identifies ways to be more efficient at each site.

Operations Manager McNair reported that he has received a proposal for a comprehensive site audit that will include specific recommendations for energy efficiency. If the District follows through with the recommendations there is no cost, if the District want to take the audit and implement projects on its own the audit will cost \$20,000. This item is not in the FY 2018 workplan and is not budgeted. The District does not have a policy on climate change but will need to mitigate our carbon footprint in future years.

The committee recommends that audit be completed this year with the understanding that it will be considered in the next fiscal year work plan.

2.2 Standard Specifications Proposed Detail 4A

Alternative to current Combo Small System (5/8" and fire detection 5/8") and Combo Multi Family. Needs to have Capacity Fee and Basic Meter Charge determined/adopted.

New Service Connections – Capacity Fee	
5/8"	\$20,281
Combo Small System	\$20,281
5/8" Multi Family	\$12,169
Combo Multi Family	\$12,169
3/4"	\$30,423
Basic Meter Charge (Bi-Monthly)	
5/8"	\$59.93
5/8" Fire Service	\$16.30
3/4"	\$94.29

The committee requested that Standard Specification Detail 4A with the proposed capacity fees and basic meter charges be presented for Board approval at a future meeting.

2.3 New Connection / Change to Existing Connection Process

Staff is reviewing and modifying current practices and procedures for establishing new service connections or making changes to the existing service connections. Below are the sections of the Administrative Code regulating such activities.

Administrative Code Section 4.20.030

If there is no identifiable owner, the District will determine how to handle the service at that location and may charge a fee if a meter must be reinstalled or unlocked to reinstate service at a later time.

Administrative Code Section 5.20.010

An owner must request and obtain approval from the District before making any material change in the size, character or extend of the water service equipment or operations that results in a change in demand of the service.

Administrative Code Section 5.30.010

The owner of the new service connection is required to provide requested information and to comply with all District regulations.... That service will be reserved only for the parcel(s) designated owner. If the parcel changes ownership before installation of the meter, the new owner must notify the District.

Administrative Code Section 5.40.010

The fee for replacing an existing service with a different size or different type of supply will take into consideration relinquishing the equity buy-in of the existing connection by applying an appropriate credit to the fee.

3. Future Agenda Items

Main Extension Agreement - Polo Ranch affordable housing

4. Adjournment

The meeting adjourned at 5:20 p.m., until the next meeting tentatively scheduled for October 24, 2017.



Program

Type of Program:	Administration / Board		
Program Title:	Rate Implementation		
Program Description:	Sets guidelines for implementing rate increases		
Approved Date:	12/13/2016	Last Review Date:	n/a
Next Review Date:	n/a	Expire Date:	12/13/2020

Resolution 10-16 established rates for potable and recycled water effective on December 13, 2016. The rates were designed to fund the District’s projected revenue requirements in fiscal years 2016 through 2020 (FY 2016 - FY 2020) while collecting those funds from the District’s customers based on the proportional costs of providing service and complying with all requirements of State of California law, including Proposition 218.

Projected revenue requirements are derived from the District’s Financial Plan and Financial Model completed by Raftelis Financial Consultants in 2016. Revenue needs to cover operating expenses, capital expenditures, debt service payments while maintaining adequate reserves. The potable water rate schedule is comprised of the initial adjustments, effective December 13, 2016 followed by increases of 15% (2017), 10% (2018), 10% (2019) and 10% (2020). The recycled water rate schedule is comprised of the initial adjustments, effective December 13, 2016 followed by increases in the basic meter charge and rates in the years 2017-2018.

The financial plan and model were developed using various assumptions and projections (water demand, connection fee revenue, timing and cost of projects). To ensure transparency and accountability, the Board will consider the need for the rate increases prior to implementing them each year from 2017-2020. The determination is made based on consideration of the following factors

- 1) Total revenue (including water rates, charges, connection fees and non-operating revenue)
- 2) Operating expenses
- 3) Debt service payments
- 4) Project expenditures (based on the Project Plan updated annually)
- 5) Reserve balances (as set by Reserve Policy)

The Board has the authority to approve rate increases less but not more than adopted by Resolution 10-16 as long as they protect the solvency and fiscal health of the District.

AGENDA REPORT

Scotts Valley Water District

Date: October 12, 2017

To: Board of Directors

Subject: **Adding Detail 4A to Water System Standard Specifications**

Reason: In support of District Strategic Goal – Water System Integrity and to comply with Proposition 218.

SUMMARY

Recommendation: 1) Approve adding Detail 4A to Water System Standard Specifications; 2) Adopt Resolution No. 15-17 establishing a New Connection Fee and a Basic Meter Charge for Detail 4A.

Fiscal Impact: No material impact is associated with this action.

Previous Related Action: On April 14, 2011, the Board approved Water System Standard Specifications that included Detail 4.

On December 12, 2016, the Board adopted Resolution No. 10-16 establishing a new rate structure, setting rates for potable and recycled water effective on December 13, 2016 through December 13, 2020, setting fees for new connections effective December 13, 2016, and establishing add-on drought rates.

On January 12, 2017, the Board adopted Resolution No. 10-17 establishing a Fee Schedule for Bulk, Temporary and Miscellaneous Services.

On September 26, 2017 the Water Resources and Engineering Committee reviewed the proposed Detail 4A, discussed fees and charges associated with it and recommended the current proposal to the Board for approval.

BACKGROUND

To meet the California Building Standards Codes and provide appropriate flows for residential fire sprinkler systems, the District has been using the combination domestic and fire service installation Detail 4 of the Water System Standard Specifications since 2011. It specifies a configuration of a 5/8" domestic meter and 5/8" fire detection meter served by a 2" service line for residential service connections.

DISCUSSION

To allow for more flexibility, the District staff is considering adding an alternative installation set up for new residential service connections, Detail 4A. The specific design and configuration has been approved by Scotts Valley Fire Protection District.

Because in many instances 3/4" meter is required in Detail 4A only to comply with the fire sprinkler system requirements not for the reserved supply capacity, it is not justifiable to apply the regular 3/4" meter connection fees and basic service charges to the new configuration. Proposed new service connection fee and bi-monthly basic service charge apply only to meters installed for individual units in high-density developments. Because this results in a lower than adopted rate for particular services, it does not require a Proposition 218 procedure.

Detail 4A can also be used as an alternative to the combo small systems at single family residences. If a 3/4" is required to meet the domestic needs and fire flows, the regular new connection fee and basic service charge is applied because of the potential for increased demand due to the property size.

Submitted,

Piret Harmon
General Manager

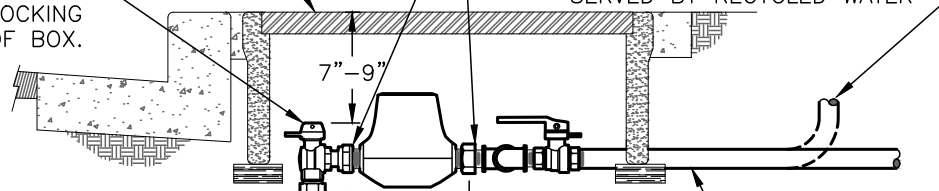
Enclosed: Detail 4A
Resolution No. 15-17

INSTALL METER BOX PER TABLE BELOW.
"WATER" SHALL BE IMPRINTED ON THE LID.

FLANGES OR THREADED METER FITTINGS PER TABLE BELOW

BRASS CTS GRIP JOINT OR FLANGED BALL VALVE ANGLE METER STOP W/ LOCKING LUG. CENTER AT END OF BOX.

REDUCED PRESSURE DEVICE ON DOMESTIC SERVICE IF SITE IS SERVED BY RECYCLED WATER



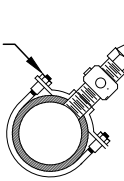
BEND TUBING OR INSTALL 90° BRASS FITTING.

TYPE K SOFT COPPER TUBING. KINKED TUBING SHALL BE REJECTED.

METER LENGTH PER TABLE BELOW

BRASS OR SCH-80 PVC PIPE EXTENDING BEYOND BACK OF WALK OR PROPERTY LINE FOR FIRE & DOMESTIC SERVICES.

STANDARD SERVICE CONNECTION PER DETAIL 1

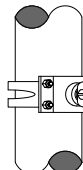


CITY RESPONSIBILITY | CUSTOMER RESPONSIBILITY

CONSTRUCT LATERAL TRENCH PER DETAIL 14 LATERAL SIZE TBD BY FS SYSTEM DESIGNER

ELEVATION VIEW

METER WILL BE SUPPLIED BY SVWD



FIP THREADED BRASS TEE

1"-2"

90° FIP THREADED BRASS ELBOW

REDWOOD OR PRESSURE TREATED 2x4's UNDER SHORT OR LONG SIDES OF BOX

INSTALL DUAL CHECK VALVE BACKFLOW DEVICE (SIZE TO MATCH METER)

FIRE SERVICE

DOMESTIC SERVICE

INSTALL CUSTOMER-OPERABLE BRASS FIP x FIP CURB STOP W/HANDLE & LOCKING LUG (SIZE TO BE DETERMINED BY SVWD)

PLAN VIEW

METER SIZE AND TYPE DETERMINED BY FS SYSTEM DESIGNER	BOX TYPE	METER LENGTH
3/4" THREADED	"16"	7 3/4"


MAX SPRINKLER DEMAND*
25 GPM W/ 3/4" SERVICE

* OR ON-SITE BUCKET TEST TO CONFIRM EXISTING FLOWRATE IS ADEQUATE

BOX TYPE	NON-TRAFFIC	TRAFFIC
TYPE "16"	CHRISTY B16 BOX W/ N16R LID OR EQUAL	CHRISTY B1324 BOX W/ B1324-51JH LID OR EQUAL
TYPE "36"	CHRISTY N36 BOX W/ FL36D LID OR EQUAL	CHRISTY B1730 BOX W/ B1730-51JH LID OR EQUAL

NOTES

- BRASS FITTINGS, VALVES AND PIPE SHALL CONSIST OF LOW-LEAD BRASS ALLOY AND SHALL HAVE A MINIMUM WORKING PRESSURE OF 150 PSI.
- FIRE SERVICE LINE SHALL BE TESTED FOR LEAKS PRIOR TO BACKFILLING.
- CUSTOMER SIDE FIRE SERVICE PIPE TYPE AND CONNECTION SHALL MEET LOCAL FIRE AGENCY REQUIREMENTS.



SCOTTS VALLEY WATER DISTRICT
WWW.SVWD.ORG

DETAIL 4A

COMBINATION 2-INCH FIRE AND DOMESTIC SERVICE INSTALLATION

NOT TO SCALE

RESOLUTION No. 15-17

RESOLUTION OF THE BOARD OF DIRECTORS
OF THE SCOTTS VALLEY WATER DISTRICT
ESTABLISHING A NEW CONNECTION FEE AND A BASIC METER CHARGE FOR
DETAIL 4A OF THE STANDARD SPECIFICATION

WHEREAS:

1. Pursuant to Water Code Section 31007, the Scotts Valley Water District is required to set water rates and charges at a level to sufficiently pay for the provision of water services;
2. On December 12, 2016 the Board of Directors adopted water rates and fees consistent with the requirements of the California Constitution Article XIID;
3. The Detail 4A incorporated into the District's Standard Specifications is an alternative configuration of the service connection using 3/4" meter instead of a combo small system comprising of 5/8" domestic meter and 5/8" fire detection meter;
4. The New Connection Fee for 3/4" Detail 4A and the Basic Meter Charge for 3/4" Detail 4A are less than the respective fees/charges for 3/4" meters adopted on December 12, 2016 and will be incorporated into current Rate and Fee Schedules.

THEREFORE BE IT RESOLVED by the Board of Directors of the Scotts Valley Water District that it hereby:

1. Adopts New Potable Service Connection Fee and Bi-Monthly Basic Meter Charge for Detail 4A Multi Unit Residential as set forth on Exhibit A attached hereto and effective immediately.

PASSED AND ADOPTED this 12th day of October 2017, by the following vote:

AYES:

NOES:

ABSENT:

Ruth Stiles, President
Board of Directors

Attest: _____
Piret Harmon, General Manager



RATE SCHEDULE - POTABLE WATER

Bi-Monthly Rates

BASIC METER CHARGE	Effective 10/13/17	Effective 12/13/17	Effective 12/13/18	Effective 12/13/19	Effective 12/13/20
Meter Size					
3/4" (Multi-Residential, incl Fire Service) *	\$76.23	\$87.67	\$96.45	\$106.11	\$116.73

* Meter at Multi-Residential Units that is upsized only to provide fire service (equivalent to 5/8" plus fire detection meter)

FEE SCHEDULE FOR NEW CONNECTIONS

Effective 10/13/17

Potable Service Connections			
Meter Size	Capacity Fee	Meter Fee	Total Fee
DETAIL 4A (3/4") MULTI UNIT RESIDENTIAL **	\$12,169	\$229	\$12,398

** Detail 4A (3/4") Multi Unit Residential is a domestic meter (for indoor use) upsized only to provide fire service and installed for individual units in a high-density development that uses recycled water for irrigation

STAFF REPORT - FINANCE
Scotts Valley Water District

Date: October 12, 2017
To: Board of Directors
From: General Manager

Financial Reports for Period Ending August 31, 2017 (at 83% of the fiscal year remaining)

Summary: Total Year-to-Date (YTD) revenue \$890,014 is above YTD expenses \$642,469 by \$247,545.

Revenue: August was a billing month for potable and recycled water systems. Total YTD potable water sales revenue is \$567,664 (16% of the yearly budget) and recycled water sales revenue \$146,432 (31% of the yearly budget). Total YTD potable water services revenue is \$166,858 (10%) and recycled water services revenue \$1,577 (9%). No revenue received from new water connections yet.

Expense: Due to the allocation of 10% of general and administrative costs from Fund 01 to Fund 02 not processed yet, the expenses are inflated in Fund 01. Combined expenses are below budget in virtually all categories with the total YTD expenses of \$642,469 at 88% of the budgeted amount.

Fund Balance: Cash reserves at the end of the month at about \$1.5M with a little over \$1.0M booked in Accounts Receivables and \$0.5M invested in CD's.

- Attachments:
- 1) Budget Balance 7/1/2017-8/31/2017
 - 2) Budget Status Revenue 7/1/2017-8/31/2017
 - 3) Budget Status Expense 7/1/2017-8/31/2017
 - 4) Balance Sheet Fund 01 as of 8/31/2017
 - 5) Balance Sheet Fund 02 as of 8/31/2017
 - 6) Check Register August 2017

Budget Status - Balance



Period: 7/1/17-8/31/17

FY Remain: 83%

		FY 2017 YTD Actual	FY 2018 YTD Actual	Variance	%	FY 2018 Budget	Balance	%	
Fund 01	Potable Water								
	Fund 01 Revenue:	\$ 778,265	\$ 742,005	\$ (36,260)	95%	\$ 6,774,880	\$ 6,032,875	89%	
	Fund 01 Rev Excl Grants & Cap Contributions	\$ 778,265	\$ 741,285	\$ (36,980)	95%	\$ 6,774,880	\$ 6,033,595	89%	
	Fund 01 Expenses:	\$ 658,665	\$ 641,669	\$ (16,996)	97%	\$ 4,707,029	\$ 4,065,360	86%	
Fund 02	Recycled Water								
	Fund 02 Revenue:	\$ 234,972	\$ 148,009	\$ (86,963)	63%	\$ 496,275	\$ 348,266	70%	
	Fund 02 Rev Excl Grants & Cap Contributions	\$ 234,972	\$ 148,009	\$ (86,963)	63%	\$ 496,275	\$ 348,266	70%	
	Fund 02 Expenses:	\$ 7,378	\$ 800	\$ (6,578)	11%	\$ 512,829	\$ 512,029	100%	
Period: 7/1/17-8/31/17 (2 months)									
	Total Revenue	\$ 1,013,237	\$ 890,014	\$ (123,223)	88%	\$ 7,271,155	\$ 6,381,141	88%	
	Total Revenue Excl Grants & Cap Contributions	\$ 1,013,237	\$ 889,294	\$ (123,943)	88%	\$ 7,271,155	\$ 6,381,861	88%	
	Total Expenses	\$ 666,043	\$ 642,469	\$ (23,574)	96%	\$ 5,219,858	\$ 4,577,389	88%	
	Net Revenue	\$ 347,194	\$ 247,545	\$ (99,649)	71%	\$ 2,051,297	\$ 1,803,752	88%	
	Net Revenue Excl Grants & Cap Contributions	\$ 347,194	\$ 246,825	\$ (100,369)	71%	\$ 2,051,297	\$ 1,804,472	88%	
Period: 7/1/17-7/31/17 (1 month)									
	Total Revenue	\$ 404,305	\$ 17,198	\$ (387,107)	4%	\$ 7,271,155	\$ 7,253,957	100%	
	Total Revenue Excl Grants & Cap Contributions	\$ 404,305	\$ 17,198	\$ (387,107)	4%	\$ 7,271,155	\$ 7,253,957	100%	
	Total Expenses	\$ 262,440	\$ 227,446	\$ (34,994)	87%	\$ 5,236,565	\$ 5,009,119	96%	
	Net Revenue	\$ 141,865	\$ (210,248)	\$ (352,113)	-148%	\$ 2,034,590	\$ 2,244,838	110%	
	Net Revenue Excl Grants & Cap Contributions	\$ 141,865	\$ (210,248)	\$ (352,113)	-148%	\$ 2,034,590	\$ 2,244,838	110%	

Budget Status - Revenue



Period: 7/1/17-8/31/17

FY Remain: 83%

Fund 01	Potable Water	FY 2017 YTD Actual	FY 2018 YTD Actual	Variance	%	FY 2018 Budget	Balance	%
R10	Operating Revenue - Water Sales							
01-000-41101	Residential Consumption - SF	\$ 217,055	\$ 349,109	\$ 132,054	161%	\$ 1,815,870	\$ 1,466,761	81%
01-000-41102	Residential Consumption - MF	\$ 36,782	\$ 14,293	\$ (22,489)		\$ 246,760	\$ 232,467	94%
01-000-41103	CII Consumption - Commercial	\$ 75,708	\$ 125,738	\$ 50,030	166%	\$ 1,209,100	\$ 1,083,362	90%
01-000-41104	CII Consumption - Industrial	\$ 12,303	\$ -	\$ (12,303)		\$ -	\$ -	
01-000-41105	Irrigation Consumption	\$ 45,011	\$ 65,751	\$ 20,740		\$ 220,080	\$ 154,329	70%
01-000-41106	CII Consumption - Other	\$ 14,346	\$ 10,758	\$ (3,588)		\$ -	\$ (10,758)	
01-000-41200	Other - Bulk Water	\$ 2,816	\$ 2,015	\$ (801)	72%	\$ 21,050	\$ 19,035	90%
	R10 Sub Totals:	\$ 404,021	\$ 567,664	\$ 163,643	141%	\$ 3,512,860	\$ 2,945,196	84%
R20	Operating Revenue - Water Services							
01-000-41300	Other - Late Penalty	\$ 4,910	\$ 4,630	\$ (280)	94%	\$ 34,120	\$ 29,490	86%
01-000-42100	Standby Basic Meter Charge	\$ 131,801	\$ 156,240	\$ 24,439	119%	\$ 1,658,090	\$ 1,501,850	91%
01-000-42121	Standby PF Basic Meter Charge	\$ 232,348	\$ 4,113	\$ (228,235)	2%	\$ 42,480	\$ 38,367	90%
01-000-43300	Other Operating Revenue	\$ 3,300	\$ 1,875	\$ (1,425)	57%	\$ 13,000	\$ 11,125	86%
	R20 Sub Totals:	\$ 372,359	\$ 166,858	\$ (205,501)	45%	\$ 1,747,690	\$ 1,580,832	90%
R25	Operating Revenue - New Connections							
01-000-42101	Other Meter Fee	\$ -	\$ -	\$ -		\$ 10,000	\$ 10,000	100%
01-000-42102	Other Capacity Fee	\$ -	\$ -	\$ -		\$ 666,000	\$ 666,000	100%
01-000-42120	Other FP Meter Fee	\$ 3,869	\$ -	\$ (3,869)	0%	\$ 410	\$ 410	100%
01-000-43100	Other Will Serve	\$ 854	\$ 250	\$ (604)	29%	\$ 1,000	\$ 750	75%
01-000-43200	Other Dev Proj Review	\$ -	\$ -	\$ -		\$ 5,000	\$ 5,000	100%
01-000-44100	Other Fire Hydrants	\$ -	\$ -	\$ -		\$ -	\$ -	
	R25 Sub Totals:	\$ 4,723	\$ 250	\$ (4,473)	5%	\$ 682,410	\$ 682,160	100%
R30	Non-Operating Revenue - Other							
01-000-46000	Property Taxes	\$ -	\$ -	\$ -		\$ 817,000	\$ 817,000	100%
01-000-47110	Interest and Dividend	\$ -	\$ 201	\$ 201		\$ 8,480	\$ 8,279	98%
01-000-47115	Interest and Dividend - Restri	\$ (1,377)	\$ -	\$ 1,377	0%	\$ -	\$ -	
01-000-47120	Interest - LAIF	\$ (1,533)	\$ -	\$ 1,533	0%	\$ 4,440	\$ 4,440	100%
01-000-47520	Misc. Non-Operating Revenue	\$ 72	\$ 6,312	\$ 6,240	8767%	\$ 2,000	\$ (4,312)	-216%
01-000-47530	Unrealized Gain/Loss on Invest	\$ -	\$ -	\$ -		\$ -	\$ -	
01-000-47550	Gain/(Loss) Sale Fixed Assets	\$ -	\$ -	\$ -		\$ -	\$ -	
	R30 Sub Totals:	\$ (2,838)	\$ 6,513	\$ 9,351	-229%	\$ 831,920	\$ 825,407	99%
R35	Non-Oper - State-All Other							
01-000-45230	State SB 90 Reimbursements	\$ -	\$ -	\$ -		\$ -	\$ -	
	R35 Sub Totals:	\$ -	\$ -	\$ -		\$ -	\$ -	
R40	Non-Operating Revenue - Grants							
01-000-45210	State Grant - Prop 50	\$ -	\$ -	\$ -		\$ -	\$ -	
01-000-45220	State Grant - Prop 84	\$ -	\$ -	\$ -		\$ -	\$ -	
01-000-45260	Local Grant - ACWA JPIA	\$ -	\$ 720	\$ 720		\$ -	\$ (720)	
	R40 Sub Totals:	\$ -	\$ 720	\$ 720		\$ -	\$ (720)	
R50	Non-Operating Revenue - Capital Contributions							
01-000-45400	Capital Contributions	\$ -	\$ -	\$ -		\$ -	\$ -	
	R50 Sub Totals:	\$ -	\$ -	\$ -		\$ -	\$ -	
	Fund 01 Revenue:	\$ 778,265	\$ 742,005	\$ (36,260)	95%	\$ 6,774,880	\$ 6,032,875	89%
	Fund 01 Rev Excl Grants & Cap Contributions	\$ 778,265	\$ 741,285	\$ (36,980)	95%	\$ 6,774,880	\$ 6,033,595	89%
Fund 02	Recycled Water							
R10	Operating Revenue - Water Sales							
02-000-41105	Irrigation Consumption	\$ 127,854	\$ 142,461	\$ 14,607	111%	\$ 443,400	\$ 300,939	68%
02-000-41200	Other - Bulk Water	\$ 901	\$ 3,971	\$ 3,070	441%	\$ 25,000	\$ 21,029	84%
	R10 Sub Totals:	\$ 128,755	\$ 146,432	\$ 17,677	114%	\$ 468,400	\$ 321,968	69%
R20	Operating Revenue - Water Services							
02-000-41300	Other - Late Penalty	\$ -	\$ -	\$ -	0%	\$ -	\$ -	

Budget Status - Revenue



Period: 7/1/17-8/31/17

FY Remain: 83%

		FY 2017	FY 2018	Variance	%	FY 2018 Budget	Balance	%
		YTD Actual	YTD Actual					
02-000-42100	Standby Basic Meter Charge	\$ -	\$ 1,577	\$ 1,577	0%	\$ 16,630	\$ 15,053	91%
02-000-43300	Other Operating Revenue	\$ -	\$ -	\$ -	0%	\$ -	\$ -	-
	R20 Sub Totals:	\$ -	\$ 1,577	\$ 1,577	0%	\$ 16,630	\$ 15,053	91%
R25	Operating Revenue - New Connections							
02-000-42101	Other Meter Fee	\$ -	\$ -	\$ -		\$ -	\$ -	-
02-000-42102	Other Capacity Fee	\$ -	\$ -	\$ -		\$ -	\$ -	-
02-000-42130	GW Rep-Impact Fees	\$ 106,188	\$ -	\$ (106,188)	0%	\$ -	\$ -	-
	R25 Sub Totals:	\$ 106,188	\$ -	\$ (106,188)	0%	\$ -	\$ -	-
R30	Non-Operating Revenue - Other							
02-000-47110	Interest and Dividend	\$ -	\$ -	\$ -		\$ 11,245	\$ 11,245	-
02-000-47115	Interest and Dividends - Restr	\$ 29	\$ -	\$ (29)	0%	\$ -	\$ -	-
02-000-47520	Other Non-Operating Revenue	\$ -	\$ -	\$ -		\$ -	\$ -	-
02-000-47550	Gain/(Loss) on Sale of FA	\$ -	\$ -	\$ -		\$ -	\$ -	-
	R30 Sub Totals:	\$ 29	\$ -	\$ (29)	0%	\$ 11,245	\$ 11,245	100%
R40	Non-Operating Revenue - Grants							
02-000-45220	State Grant - Prop 13	\$ -	\$ -	\$ -		\$ -	\$ -	-
	R40 Sub Totals:	\$ -	\$ -	\$ -		\$ -	\$ -	-
R50	Non-Operating Revenue - Capital Contributions							
02-000-45400	Capital contributions	\$ -	\$ -	\$ -		\$ -	\$ -	-
	R50 Sub Totals:	\$ -	\$ -	\$ -		\$ -	\$ -	-
	Fund 02 Revenue:	\$ 234,972	\$ 148,009	\$ (86,963)	63%	\$ 496,275	\$ 348,266	70%
	Fund 02 Rev Excl Grants & Cap Contributions	\$ 234,972	\$ 148,009	\$ (86,963)	63%	\$ 496,275	\$ 348,266	70%
	Revenue Totals:	\$ 1,013,237	\$ 890,014	\$ (123,223)	88%	\$ 7,271,155	\$ 6,381,141	88%
	Revenue Total Excl Grants and Cap Contrib	\$ 1,013,237	\$ 889,294	\$ (123,943)	88%	\$ 7,271,155	\$ 6,381,861	88%

Budget Status - Expense

Allocation of 10% of general and administrative costs from Fund 01 to Fund 02 not processed yet.



Period: 7/1/17-8/31/17

FY Remain: 83%

		FY 2017 YTD Actual	FY 2018 YTD Actual	Variance	%	FY 2018 Budget	Balance	%
Fund 01	Potable Water							
Dept	Administration							
E01	Salaries and Benefits	\$ 110,526	\$ 67,442	\$ (43,084)	61%	\$ 429,732	\$ 362,290	84%
E03	Services	\$ 52,590	\$ 30,914	\$ (21,676)	59%	\$ 286,353	\$ 255,439	89%
E05	Supplies	\$ 903	\$ 1,169	\$ 266	129%	\$ 20,070	\$ 18,901	94%
E10	Source of Supply	\$ -	\$ -	\$ -		\$ 390,000	\$ 390,000	100%
E70	Other	\$ -	\$ -	\$ -		\$ 13,500	\$ 13,500	100%
	Dept 100 Sub Totals:	\$ 164,019	\$ 99,525	\$ (64,494)	61%	\$ 1,139,655	\$ 1,040,130	91%
Dept	Finance/Customer Service							
E01	Salaries and Benefits	\$ 68,373	\$ 64,170	\$ (4,203)		\$ 374,976	\$ 310,806	83%
E03	Services	\$ 44,669	\$ 33,199	\$ (11,470)	74%	\$ 136,710	\$ 103,511	76%
E05	Supplies	\$ -	\$ -	\$ -		\$ 2,700	\$ 2,700	100%
E35	Customer Accounts	\$ 13,425	\$ 9,566	\$ (3,859)	71%	\$ 72,213	\$ 62,647	87%
E70	Other	\$ -	\$ (86)	\$ (86)		\$ 1,100	\$ 1,186	108%
E80	Interest Expense	\$ -	\$ -	\$ -		\$ 63,277	\$ 63,277	100%
	Dept 200 Sub Totals:	\$ 126,467	\$ 106,849	\$ (19,618)	84%	\$ 650,976	\$ 544,127	84%
Dept	Operations							
E01	Salaries and Benefits	\$ 208,573	\$ 250,215	\$ 41,642	120%	\$ 1,273,870	\$ 1,023,655	80%
E03	Services	\$ 5,883	\$ 12,773	\$ 6,890	217%	\$ 154,566	\$ 141,793	92%
E05	Supplies	\$ 755	\$ 3,360	\$ 2,605	445%	\$ 28,350	\$ 24,990	88%
E07	General Production	\$ 8,066	\$ (635)	\$ (8,701)	-8%	\$ 72,900	\$ 73,535	101%
E10	Source of Supply	\$ -	\$ -	\$ -		\$ 80,000	\$ 80,000	100%
E15	Pumping	\$ 53,192	\$ 72,822	\$ 19,630	137%	\$ 360,000	\$ 287,178	80%
E20	Water Treatment	\$ 12,773	\$ 21,918	\$ 9,145	172%	\$ 320,000	\$ 298,082	93%
E25	Transmission & Distribution	\$ 3,681	\$ 3,700	\$ 19	101%	\$ 134,500	\$ 130,800	97%
	Dept 300 Sub Totals:	\$ 292,923	\$ 364,153	\$ 71,230	124%	\$ 2,424,186	\$ 2,060,033	85%
Dept	Engineering							
E01	Salaries and Benefits	\$ 17,638	\$ 18,902	\$ 1,264	107%	\$ 99,108	\$ 80,206	81%
E03	Services	\$ (100)	\$ 2,885	\$ 2,985		\$ 97,430	\$ 94,545	97%
E05	Supplies	\$ 70	\$ -	\$ (70)		\$ 1,000	\$ 1,000	100%
E10	Source of Supply	\$ 3,466	\$ -	\$ (3,466)		\$ -	\$ -	
E15	Pumping	\$ -	\$ -	\$ -		\$ -	\$ -	0%
E20	Water Treatment	\$ -	\$ -	\$ -		\$ -	\$ -	0%
E25	Transmission & Distribution	\$ 3,908	\$ -	\$ (3,908)		\$ -	\$ -	0%
	Dept 400 Sub Totals:	\$ 24,982	\$ 21,787	\$ (3,195)	87%	\$ 197,538	\$ 175,751	89%
Dept	WUE/Conservation							
E01	Salaries and Benefits	\$ 15,277	\$ 16,184	\$ 907	106%	\$ 98,940	\$ 82,756	84%
E03	Services	\$ -	\$ 316	\$ 316		\$ 13,000	\$ 12,684	98%
E05	Supplies	\$ 12,548	\$ 8,301	\$ (4,247)	66%	\$ 56,500	\$ 48,199	85%
	Dept 500 Sub Totals:	\$ 27,825	\$ 24,801	\$ (3,024)	89%	\$ 168,440	\$ 143,639	85%
Dept	Board of Directors							
E01	Salaries and Benefits	\$ 21,412	\$ 22,562	\$ 1,150	105%	\$ 109,944	\$ 87,382	79%
E03	Services	\$ 1,037	\$ 1,434	\$ 397	138%	\$ 14,760	\$ 13,326	90%
E05	Supplies	\$ -	\$ 558	\$ 558		\$ 1,530	\$ 972	64%
	Dept 900 Sub Totals:	\$ 22,449	\$ 24,554	\$ 2,105	109%	\$ 126,234	\$ 101,680	81%
Fund 01 Expenses - All Dep								
E01	Salaries and Benefits	\$ 441,799	\$ 439,475	\$ (2,324)	99%	\$ 2,386,570	\$ 1,947,095	82%
E03	Services	\$ 104,079	\$ 81,521	\$ (22,558)	78%	\$ 702,819	\$ 621,298	88%
E05	Supplies	\$ 14,276	\$ 13,388	\$ (888)	94%	\$ 110,150	\$ 96,762	88%
E07	General Production	\$ 8,066	\$ (635)	\$ (8,701)	-8%	\$ 72,900	\$ 73,535	0%
E10	Source of Supply	\$ 3,466	\$ -	\$ (3,466)		\$ 470,000	\$ 470,000	100%

Budget Status - Expense

Allocation of 10% of general and administrative costs from Fund 01 to Fund 02 not processed yet.



SCOTTS VALLEY
WATER DISTRICT

Period: 7/1/17-8/31/17

FY Remain: 83%

		FY 2017 YTD Actual	FY 2018 YTD Actual	Variance	%	FY 2018 Budget	Balance	%
E15	Pumping	\$ 53,192	\$ 72,822	\$ 19,630	137%	\$ 360,000	\$ 287,178	80%
E20	Water Treatment	\$ 12,773	\$ 21,918	\$ 9,145	172%	\$ 320,000	\$ 298,082	93%
E30	Conservation	\$ -	\$ -	\$ -		\$ -	\$ -	0%
E25	Transmission & Distribution	\$ 7,589	\$ 3,700	\$ (3,889)	49%	\$ 134,500	\$ 130,800	97%
E35	Customer Accounts	\$ 13,425	\$ 9,566	\$ (3,859)	71%	\$ 72,213	\$ 62,647	87%
E70	Other	\$ -	\$ (86)	\$ (86)		\$ 14,600	\$ 14,686	101%
E80	Interest Expense	\$ -	\$ -	\$ -		\$ 63,277	\$ 63,277	100%
	Fund 01 Expenses:	\$ 658,665	\$ 641,669	\$ (16,996)	97%	\$ 4,707,029	\$ 4,065,360	86%
Fund 02 Recycled Water								
Dept	Administration							
E01	Salaries and Benefits	\$ -	\$ -	\$ -		\$ 47,748	\$ 47,748	100%
E03	Services	\$ 2,309	\$ -	\$ (2,309)		\$ 34,817	\$ 34,817	100%
E05	Supplies	\$ -	\$ -	\$ -		\$ 2,230	\$ 2,230	100%
E70	Other	\$ -	\$ -	\$ -		\$ 1,500	\$ 1,500	100%
	Dept 100 Sub Totals:	\$ 2,309	\$ -	\$ (2,309)		\$ 86,295	\$ 86,295	100%
Dept	Finance/Customer Service							
E01	Salaries and Benefits	\$ -	\$ -	\$ -		\$ 41,664	\$ 41,664	100%
E03	Services	\$ 3,490	\$ -	\$ (3,490)		\$ 16,250	\$ 16,250	100%
E05	Supplies	\$ -	\$ -	\$ -		\$ 300	\$ 300	100%
E35	Customer Accounts	\$ 491	\$ -	\$ (491)		\$ 2,557	\$ 2,557	100%
E70	Other	\$ -	\$ -	\$ -		\$ -	\$ -	0%
E80	Interest Expense	\$ -	\$ -	\$ -		\$ 40,261	\$ 40,261	100%
	Dept 200 Sub Totals:	\$ 3,981	\$ -	\$ (3,981)		\$ 101,032	\$ 101,032	100%
Dept	Operations							
E01	Salaries and Benefits	\$ -	\$ -	\$ -		\$ 141,540	\$ 141,540	100%
E03	Services	\$ 329	\$ -	\$ (329)		\$ 17,174	\$ 17,174	100%
E05	Supplies	\$ 60	\$ -	\$ (60)		\$ 3,150	\$ 3,150	100%
E07	General Production	\$ -	\$ -	\$ -		\$ 9,100	\$ 9,100	0%
E10	Source of Supply	\$ -	\$ -	\$ -		\$ -	\$ -	0%
E15	Pumping	\$ 350	\$ 292	\$ (58)	83%	\$ 4,000	\$ 3,708	93%
E20	Water Treatment	\$ -	\$ -	\$ -		\$ 110,000	\$ 110,000	0%
E25	Transmission & Distribution	\$ -	\$ -	\$ -		\$ 13,500	\$ 13,500	100%
E30	Conservation	\$ 264	\$ 508	\$ 244	192%	\$ 2,000	\$ 1,492	75%
	Dept 300 Sub Totals:	\$ 1,003	\$ 800	\$ (203)	80%	\$ 300,464	\$ 299,664	100%
Dept	Engineering							
E01	Salaries and Benefits	\$ -	\$ -	\$ -		\$ 11,012	\$ 11,012	100%
E03	Services	\$ -	\$ -	\$ -		\$ -	\$ -	0%
E05	Supplies	\$ -	\$ -	\$ -		\$ -	\$ -	0%
E10	Source of Supply	\$ -	\$ -	\$ -		\$ -	\$ -	0%
E20	Water Treatment	\$ -	\$ -	\$ -		\$ -	\$ -	0%
E25	Transmission & Distribution	\$ -	\$ -	\$ -		\$ -	\$ -	0%
	Dept 400 Sub Totals:	\$ -	\$ -	\$ -		\$ 11,012	\$ 11,012	100%
Dept	WUE/Conservation							
E01	Salaries and Benefits	\$ -	\$ -	\$ -		\$ -	\$ -	0%
	Dept 500 Sub Totals:	\$ -	\$ -	\$ -		\$ -	\$ -	0%
Dept	Board of Directors							
E01	Salaries and Benefits	\$ -	\$ -	\$ -		\$ 12,216	\$ 12,216	100%
E03	Services	\$ 85	\$ -	\$ (85)		\$ 1,640	\$ 1,640	100%
E05	Supplies	\$ -	\$ -	\$ -		\$ 170	\$ 170	100%
	Dept 900 Sub Totals:	\$ 85	\$ -	\$ (85)		\$ 14,026	\$ 14,026	100%

Budget Status - Expense

Allocation of 10% of general and administrative costs from Fund 01 to Fund 02 not processed yet.



FY Remain: 83%

Period: 7/1/17-8/31/17

	FY 2017 YTD Actual	FY 2018 YTD Actual	Variance	%	FY 2018 Budget	Balance	%
Fund 02 Expenses - All Dep							
E01 Salaries and Benefits	\$ -	\$ -	\$ -		\$ 254,180	\$ 254,180	100%
E03 Services	\$ 6,213	\$ -	\$ (6,213)		\$ 69,881	\$ 69,881	100%
E05 Supplies	\$ 60	\$ -	\$ (60)		\$ 5,850	\$ 5,850	100%
E07 General Production	\$ -	\$ -	\$ -		\$ 9,100	\$ 9,100	0%
E10 Source of Supply	\$ -	\$ -	\$ -		\$ -	\$ -	0%
E15 Pumping	\$ 350	\$ 292	\$ (58)	83%	\$ 4,000	\$ 3,708	93%
E20 Water Treatment	\$ -	\$ -	\$ -		\$ 110,000	\$ 110,000	0%
E25 Transmission & Distribution	\$ -	\$ -	\$ -		\$ 13,500	\$ 13,500	100%
E30 Conservation	\$ 264	\$ 508	\$ 244	192%	\$ 2,000	\$ 1,492	75%
E35 Customer Accounts	\$ 491	\$ -	\$ (491)		\$ 2,557	\$ 2,557	100%
E70 Other	\$ -	\$ -	\$ -		\$ 1,500	\$ 1,500	0%
E80 Interest Expense	\$ -	\$ -	\$ -		\$ 40,261	\$ 40,261	100%
Fund 02 Expenses:	\$ 7,378	\$ 800	\$ (6,578)	11%	\$ 512,829	\$ 512,029	100%
Fund 01 and 02 Combined							
E01 Salaries and Benefits	\$ 441,799	\$ 439,475	\$ (2,324)	99%	\$ 2,640,750	\$ 2,201,275	83%
E03 Services	\$ 110,292	\$ 81,521	\$ (28,771)	74%	\$ 772,700	\$ 691,179	89%
E05 Supplies	\$ 14,336	\$ 13,388	\$ (948)	93%	\$ 116,000	\$ 102,612	88%
E07 General Production	\$ 8,066	\$ (635)	\$ (8,701)	-8%	\$ 82,000	\$ 82,635	0%
E10 Source of Supply	\$ 3,466	\$ -	\$ (3,466)		\$ 470,000	\$ 470,000	100%
E15 Pumping	\$ 53,542	\$ 73,114	\$ 19,572	137%	\$ 364,000	\$ 290,886	80%
E20 Water Treatment	\$ 12,773	\$ 21,918	\$ 9,145	172%	\$ 430,000	\$ 408,082	95%
E25 Transmission & Distribution	\$ -	\$ -	\$ -		\$ 13,500	\$ 13,500	100%
E30 Conservation	\$ 7,853	\$ 4,208	\$ (3,645)	54%	\$ 136,500	\$ 132,292	97%
E35 Customer Accounts	\$ 13,916	\$ 9,566	\$ (4,350)	69%	\$ 74,770	\$ 65,204	87%
E70 Other	\$ -	\$ (86)	\$ (86)		\$ 16,100	\$ 16,186	101%
E80 Interest Expense	\$ -	\$ -	\$ -		\$ 103,538	\$ 103,538	100%
Expense Totals:	\$ 666,043	\$ 642,469	\$ (23,574)	96%	\$ 5,219,858	\$ 4,577,389	88%

Balance Sheet - Fund 01



	31-Jul-17	31-Aug-17
Assets		
Cash	\$1,864,348	\$1,547,709
Restricted Cash	\$0	\$0
Investment	\$513,621	\$513,621
Accrued Interest	\$1,521	\$1,521
A/R Customer-Water	\$289,189	\$970,428
Property Tax Receivable	\$0	\$0
A/R - Other	\$149,944	\$475
Interfund Loan Receivable	\$293,413	\$293,413
Inventory	\$160,045	\$160,045
Prepaid Expense	\$93,345	\$0
Note Receivable	\$0	\$0
Land and Right-of-ways	\$641,797	\$641,797
Construction-in-progress	\$561,286	\$640,704
Maintenance Projects in progress	\$0	\$26,427
Water rights/Intangible assets	\$0	\$0
Plant and Equipment	\$32,775,932	\$32,775,932
Depreciation/Amortization	(\$18,831,889)	(\$18,831,889)
Loss on Defeasance of Debt	\$246,816	\$40,190
Unfunded Pension Liab	\$188,364	\$411,139
	\$18,947,731	\$19,191,512
Liabilities		
A/P and Accrued Expenses	\$79,061	\$3,494
Accrued Salaries & Wages	\$76,216	\$0
Accrued Interest Payable	\$0	\$0
Customer Deposits	\$30,000	\$42,000
LT Liabilities Due in 1 Yr	\$298,395	\$298,395
Unearned Revenue	\$75,124	\$55,741
Long-term Liabilities	\$5,357,573	\$5,852,001
Deferred Pension Inflows	\$370,323	\$191,369
	\$6,286,692	\$6,442,999
Fund Balance		
Investment in Capital Assets	\$8,473,814	\$8,473,814
Restricted - Debt Service	\$714,160	\$714,160
Unrestricted Net Position	\$3,759,526	\$3,460,201
	\$12,947,500	\$12,648,175
Total Liabilities and Fund Balance:	\$19,234,192	\$19,091,175
Total Retained Earnings:	(\$286,461)	\$100,338
Total Fund Balance and Retained Earnings:	\$12,661,039	\$12,748,513
Total Liabilities, Fund Balance, and Retained Earnings:	\$18,947,731	\$19,191,512

Balance Sheet - Fund 02



	31-Jul-17	31-Aug-17
Assets		
Cash	(\$85,663)	(\$27,677)
Restricted Cash	\$0	\$0
Accrued Interest	\$462	\$462
A/R Customer-Water	\$79,106	\$92,104
A/R - Other	\$189,853	\$156,784
Inventory	\$569	\$569
Prepaid Expense	\$0	\$0
Note Receivable	\$554,070	\$554,070
Land and Right-of-ways	\$0	\$0
Construction-in-progress	\$16,222	\$16,222
Maintenance Projects in progress	\$0	\$0
Water rights/Intangible assets	\$5,267,833	\$5,267,833
Plant and Equipment	\$2,724,256	\$2,724,256
Depreciation/Amortization	(\$2,356,610)	(\$2,356,610)
Loss on Defeasance of Debt	\$212,707	\$0
Unfunded Pension Liab	\$20,930	\$45,682
	\$6,623,734	\$6,473,695
Liabilities		
A/P and Accrued Expenses	\$41,081	\$0
Accrued Salaries & Wages	\$0	\$0
Accrued Interest Payable	\$0	\$0
Customer Deposits	\$17,400	\$25,400
Interfund Loans	\$293,413	\$293,413
LT Liabilities Due in 1 Yr	\$180,635	\$180,635
Unearned Revenue	\$0	\$0
Long-term Liabilities	\$2,250,145	\$2,325,703
Deferred Pension Inflows	\$41,145	\$21,261
	\$2,823,818	\$2,846,413
Fund Balance		
Investment in Capital Assets	\$3,680,638	\$3,680,638
Restricted - Debt Service	\$218,169	\$218,169
Unrestricted Net Position	(\$175,105)	(\$418,734)
	\$3,723,702	\$3,480,072
Total Liabilities and Fund Balance:	\$6,547,521	\$6,326,485
Total Retained Earnings:	\$76,213	\$147,210
Total Fund Balance and Retained Earnings:	\$3,799,916	\$3,627,282
Total Liabilities, Fund Balance, and Retained Earnings:	\$6,623,734	\$6,473,695

Scotts Valley Water District
AP Check Register
August 2017

Vendor Name	Check Date	Check No.	Check Amount	Description
A T & T	8/7/2017	25435	\$ 386.63	AT&T Analog & Circuits - Aug 2017
A T & T	8/28/2017	25504	\$ 38.28	AT&T Long Distance - Aug 2017
ACCELA INC.	8/28/2017	25505	\$ 1,896.00	Web Payment Transaction Fees - Jul 2017
ACWA/JPIA	8/28/2017	25506	\$ 37,624.23	EE & Retiree Benefits - Sep 2017
ADLAKHA VINOD	8/7/2017	25436	\$ 1,172.25	Customer Rebate - Lawn Replacement
ADP INC.	8/28/2017	25507	\$ 159.28	ADP HR/Benefits Charges - Jul 2017
AFLAC	8/7/2017	25437	\$ 484.16	Employee Self-Funded Supp Benefits - Jul 2017
AFLAC	8/28/2017	25508	\$ 484.16	Employee Self-Funded Supp Benefits - Aug 2017
AFSCME COUNCIL 57	8/7/2017	25438	\$ 564.33	Union Dues - August 2017
ALDANA MONICA	8/7/2017	25439	\$ 702.50	Customer Rebate - Lawn Replacement
ALPHA LAND SURVEYS INC	8/28/2017	25509	\$ 5,600.00	Bethany Pump Station Rehab - Emergency Repair Topo
ASSOCIATION OF MONTEREY BAY AREA GOVERNMENTS	8/7/2017	25440	\$ 3,204.50	Prof Services - Regional Orthoimagery Project
BADGER METER	8/28/2017	25510	\$ 230.51	Monthly Cell Charge for Meter Reads - Jul 2017
BOWEN MEGAN	8/7/2017	25441	\$ 1,322.50	Customer Rebate - Lawn Replacement
BOWEN MEGAN	8/28/2017	25511	\$ 500.00	SA-117 Refund Project Review Deposit
BRASS KEY LOCKSMITH	8/7/2017	25442	\$ 52.19	Keys
BRASS KEY LOCKSMITH	8/7/2017	25442	\$ 183.00	Labor L153 26D SFIC Grade 1 Lever Lock - Civic Ctr Office
BRASS KEY LOCKSMITH	8/7/2017	25442	\$ 8.70	Control Keys
BRASS KEY LOCKSMITH	8/7/2017	25442	\$ 96.00	Labor to Remove & Replace 2 Lever Locks - El Pueblo
BRASS KEY LOCKSMITH	8/7/2017	25442	\$ 110.64	American A3105 SFIC Padlock 1/4" dia Shackle (MT locks)
BRASS KEY LOCKSMITH	8/7/2017	25442	\$ 39.11	SC1 DND Keys - Civic Ctr Office
BRASS KEY LOCKSMITH	8/7/2017	25442	\$ 280.57	General L153 26DE SFIC Grade 1 Lever Lock - El Pueblo
BRASS KEY LOCKSMITH	8/7/2017	25442	\$ 52.32	Arrow SFIC 7 Pin 26D H Cylinder - Keyed Alike - El Pueblo
BRASS KEY LOCKSMITH	8/7/2017	25442	\$ 4,394.70	Arrow SFIC 7 Pin 26D H Cylinder - Keyed Alike (Customer to R&R)
BRENNTAG PACIFIC INC	8/7/2017	25443	\$ 5,063.31	Water Treatment Chemicals
BRENNTAG PACIFIC INC	8/7/2017	25443	\$ (80.00)	Used Chemical Container Return
CENTRAL HOME SUPPLY	8/7/2017	25444	\$ 66.03	Baymonte School Leak Repair
CHANG KATHY	8/28/2017	25512	\$ 173.30	Travel Reimbursement - GFOA Seminar - Chang
CITY OF SANTA CRUZ FINANCE DEPT	8/7/2017	25445	\$ 315.55	Water Smart Advertising & Promotion
CITY OF SCOTTS VALLEY	8/7/2017	25446	\$ 61.14	Bi-Monthly Sewer Service - 2 Civic Ctr
CITY OF SCOTTS VALLEY	8/7/2017	25446	\$ 61.14	Bi-Monthly Sewer Service - El Pueblo
CITY OF SCOTTS VALLEY	8/7/2017	25446	\$ 2,750.98	Bi-Monthly Treatment Disposal

CITY OF SCOTTS VALLEY	8/7/2017	25446	\$	916.99	Bi-Monthly Treatment Disposal
CITY OF SCOTTS VALLEY	8/7/2017	25447	\$	200.00	Bacti Samples
CITY OF SCOTTS VALLEY	8/7/2017	25448	\$	114.94	Recycled Water Sales - Outside the City FY 2017
CITY OF SCOTTS VALLEY	8/17/2017	25500	\$	29,644.21	Quarterly Expenses - Tertiary Treatment Plant
CITY OF SCOTTS VALLEY	8/31/2017	25572	\$	1,018.45	Permit for the Generator at Civic Center
CIVIL CONSULTANTS GROUP INC	8/7/2017	25449	\$	6,190.00	District General Specs & Standards Updates
CIVIL CONSULTANTS GROUP INC	8/7/2017	25449	\$	480.00	General Engineering Services - Jun 2017
CIVIL CONSULTANTS GROUP INC	8/7/2017	25449	\$	6,345.00	Main Replacement - RW - Piping Plans
CIVIL CONSULTANTS GROUP INC	8/7/2017	25449	\$	2,810.00	General Specs & Standard Updates
CIVIL CONSULTANTS GROUP INC	8/7/2017	25449	\$	1,802.50	Office Facility Upgrades - Propane Plan Preparation
CIVIL CONSULTANTS GROUP INC	8/7/2017	25449	\$	2,976.62	Main Replacement - RW - Piping Plans
CIVIL CONSULTANTS GROUP INC	8/28/2017	25513	\$	100.00	SA-97 Plan Review
CIVIL CONSULTANTS GROUP INC	8/28/2017	25513	\$	3,000.00	SA-20 Plan Review
CIVIL CONSULTANTS GROUP INC	8/28/2017	25513	\$	200.00	SA-119 Approval Letter
CIVIL CONSULTANTS GROUP INC	8/28/2017	25513	\$	2,000.00	SA-20 Plan Review
CIVIL CONSULTANTS GROUP INC	8/28/2017	25513	\$	600.00	SA-133 Plan Review
CIVIL CONSULTANTS GROUP INC	8/28/2017	25513	\$	400.00	Bethany Tank 2nd Tank Addition - Project Consultation/Study
CIVIL CONSULTANTS GROUP INC	8/28/2017	25513	\$	200.00	SA-130 Approval Letter
CIVIL CONSULTANTS GROUP INC	8/28/2017	25513	\$	3,200.00	SA-133 Plan Review
CONTRACTOR COMPLIANCE & MONITORING	8/28/2017	25514	\$	42.50	Transit Center LID Project - Closeout Reports
CORIX WATER PRODUCTS (US) INC	8/7/2017	25450	\$	2,913.72	Bethany Booster Repair Replacement Parts
CORIX WATER PRODUCTS (US) INC	8/7/2017	25450	\$	7,093.73	Bethany Booster Repair Replacement Parts
CORIX WATER PRODUCTS (US) INC	8/7/2017	25450	\$	534.86	Pipes Parts Fittings - Distribution System
CORIX WATER PRODUCTS (US) INC	8/7/2017	25450	\$	479.00	4" Gate Valve
CORIX WATER PRODUCTS (US) INC	8/7/2017	25450	\$	599.34	El Pueblo Pumps Construction supplies
COUNTY OF SANTA CRUZ	8/28/2017	25515	\$	46.06	Landfill Fees - Jul 2017
COUNTY OF SANTA CRUZ	8/28/2017	25515	\$	25.00	Solid Waste Service - Jul 2017
DASSELS PETROLEUM	8/7/2017	25451	\$	674.86	Fuel Purchases - Jul 2017
DOVER JOANNA	8/7/2017	25452	\$	471.75	Customer Rebate - Lawn Replacement
DYNAMIC PRESS	8/28/2017	25516	\$	68.98	Business Cards - Leishman
E&S TRUCKING	8/28/2017	25517	\$	3,610.00	Orchard Run Wastewater - Jul 2017
EARTHWORKS PAVING CONTRACTORS INC	8/7/2017	25453	\$	3,425.00	Main Repair - Sleeve 8" Main
EXCEEDIO	8/28/2017	25518	\$	1,796.00	Monthly Managed Services: HaaS/SaaS/ITaaS
EXCEEDIO	8/28/2017	25518	\$	1,034.00	Monthly Managed Services: SCADA
EXCEEDIO	8/28/2017	25518	\$	3,986.60	Monthly Managed Services: HaaS/SaaS/ITaaS
FASTENAL COMPANY	8/28/2017	25519	\$	132.78	Special Division Supplies - Fasteners & Saw Blades
FASTENAL COMPANY	8/28/2017	25519	\$	100.13	Small Tools - Hole Saws

FASTENAL COMPANY	8/28/2017	25519	\$	8.19	Safety Equipment - Bandages
FEDAK & BROWN LLP	8/7/2017	25454	\$	2,600.00	Audit Services for FY2017 Audit - Jul 2017
FRANCHISE TAX BOARD	8/7/2017	25455	\$	225.00	CA Wage Garnishment - Payroll Date 8/4/17
FRANCHISE TAX BOARD	8/28/2017	25520	\$	225.00	CA Wage Garnishment - Payroll Date 8/18/17
GRAINGER	8/7/2017	25456	\$	1,258.76	Parts Small Tools & Equipment - Two Toolboxes for New Vehicle
GRAINGER	8/28/2017	25521	\$	286.66	Special Division Supplies - Inverter
GRANITE CONSTRUCTION CO	8/7/2017	25457	\$	148.32	Construction Supplies - Aggregatebase
GRANITE CONSTRUCTION CO	8/7/2017	25457	\$	68.22	Construction Supplies - Aggregatebase
GRANITE CONSTRUCTION CO	8/28/2017	25522	\$	67.86	Main Repair - Aggregatebase
GRANITE ROCK COMPANY	8/7/2017	25458	\$	174.63	Paving Supplies - Service Line Repair
GRANITE ROCK COMPANY	8/7/2017	25458	\$	169.74	Construction Supplies - Utility Trench Sand
GRANITE ROCK COMPANY	8/28/2017	25523	\$	92.39	Main Maint - Utility Trench Sand
GREEN WASTE RECOVERY INC	8/7/2017	25459	\$	125.91	Quarterly Trash Service - 2 Civic Ctr
GREEN WASTE RECOVERY INC	8/28/2017	25524	\$	237.08	Monthly Trash Service - El Pueblo - Jul 2017
HACH COMPANY	8/28/2017	25525	\$	1,044.67	Chlorine Analyzer Replacement Assembly
HAIGHT ROBERT	8/28/2017	25526	\$	718.90	Retiree Medical - Sep 2017
HANSON ERIK	8/7/2017	25460	\$	543.50	Customer Rebate - Lawn Replacement
HARMON PIRET	8/7/2017	25461	\$	150.06	Travel Reimbursement - IWA Conference - Harmon
HILL BROTHERS CHEMICAL CO	8/7/2017	25462	\$	999.93	Orchard Run Water Treatment Chemicals
HODGIN DAVID	8/28/2017	25527	\$	395.23	Director Medical - Sep 2017
HUGHES JULIE	8/28/2017	25528	\$	1,014.01	Paycheck for 8/15 - 8/23/2017
INDEPENDENT CONSTRUCTION	8/28/2017	25529	\$	1,000.00	Refund RW Bulk Meter Deposit
INDEPENDENT CONSTRUCTION	8/28/2017	25530	\$	1,000.00	Refund RW Bulk Meter Deposit
INDEPENDENT ELECTRIC SUPPLY	8/28/2017	25531	\$	96.36	Special Division Supplies - Electrical Parts
INFOSEND	8/7/2017	25463	\$	742.52	UB Inserts Printing & Mailing - Jun 2017
INFOSEND	8/7/2017	25463	\$	1,886.07	UB Statements Printing & Mailing - Jun 2017
JACKSON LANDSCAPE	8/28/2017	25532	\$	362.99	Landscape Maint - 2 Civic Ctr - Jul 2017
KASSIS WILLIAM	8/28/2017	25533	\$	535.74	Retiree Medical - Sep 2017
KATHY BALLINGER - PETTY CASHIER	8/28/2017	25534	\$	11.20	PC Replenishment - GAC Meeting Donuts
KATHY BALLINGER - PETTY CASHIER	8/28/2017	25534	\$	2.00	SA-97 Conformed Copy Fee
KATHY BALLINGER - PETTY CASHIER	8/28/2017	25534	\$	43.44	PC Replenishment - Refreshments - Main Break Repairs
KATHY BALLINGER - PETTY CASHIER	8/28/2017	25534	\$	141.87	PC Replenishment - Aug 2017
KBA DOCUSYS INC	8/7/2017	25465	\$	176.38	Copier Maint. & Printing Costs - Jul 2017
KBA DOCUSYS INC	8/7/2017	25464	\$	394.18	Copier Lease - Jul 2017
LEE JUN	8/7/2017	25466	\$	50.00	Customer Rebate - Pressure Regulator
LEE JUN	8/7/2017	25466	\$	100.00	Customer Rebate - Toilet
LEISHMAN WADE	8/7/2017	25467	\$	153.91	Monthly Director Medical - 2017

LEISHMAN WADE	8/28/2017	25535	\$	513.03	Director Medical - Sep 2017
MANUEL JESSY	8/28/2017	25536	\$	218.99	Travel Reimbursement - GFOA Seminar - Manuel
MICHAEL BAKER INTERNATIONAL INC.	8/17/2017	25501	\$	6,595.10	Water System Condition Assessment & Master Plan
MILLER MAXFIELD INC	8/7/2017	25468	\$	2,500.00	Execution of the Annual Communication Plan - Jun 2017
MILLER MAXFIELD INC	8/7/2017	25468	\$	1,831.25	Execution of the Annual Communication Plan - May 2017
MISSION UNIFORM SERVICE	8/28/2017	25537	\$	471.06	Uniform Laundering & Rental Service - Jul 2017
MONTEITH CONSTRUCTION	8/28/2017	25538	\$	2,000.00	Refund RW Bulk Meter Deposit - Aug 2017
NATIONAL METER & AUTOMATION INC.	8/28/2017	25539	\$	12,747.41	M25 HR-E 8-DIAL NICOR POTTED CABLE
NATIONAL METER & AUTOMATION INC.	8/28/2017	25539	\$	18,639.00	AMI Celular Endpoints - Qty: 200
NATIONAL METER & AUTOMATION INC.	8/28/2017	25539	\$	11,470.66	M25 HR-E 8-DIAL NICOR POTTED CABLE
NATIONAL METER & AUTOMATION INC.	8/28/2017	25539	\$	11,866.19	Meters - Qty: 180
NATIONAL METER & AUTOMATION INC.	8/28/2017	25539	\$	9,319.51	AMI Celular Endpoints - Qty: 100
NATIONAL METER & AUTOMATION INC.	8/28/2017	25539	\$	13,186.98	Meters - Qty: 200
NATIONAL METER & AUTOMATION INC.	8/28/2017	25539	\$	9,319.51	AMI Celular Endpoints - Qty: 100
NATIONAL METER & AUTOMATION INC.	8/28/2017	25539	\$	1,331.40	Meters - Qty: 20
NATIONAL METER & AUTOMATION INC.	8/28/2017	25539	\$	1,287.80	M25 HR-E 8-DIAL NICOR POTTED CABLE
NATIONWIDE RETIREMENT SOLUTIONS	8/7/2017	25469	\$	2,462.71	IRS 457 Plan - Payroll Date 8/4/2017
NATIONWIDE RETIREMENT SOLUTIONS	8/28/2017	25540	\$	2,462.71	IRS 457 Plan - Payroll Date 8.18.17
NIELSEN STUDIOS	8/7/2017	25470	\$	3,000.00	Design Services - Interior Building Renovation
NIELSEN STUDIOS	8/7/2017	25470	\$	5,752.50	Signage & Furniture - Interior Building Renovation
NOH SHELLEY	8/7/2017	25471	\$	507.00	Customer Rebate - Lawn Replacement
NORTH GLASS	8/28/2017	25541	\$	235.58	RW Fill Station/Other/Other -
NORTON PATRICIA	8/28/2017	25542	\$	18.56	Retiree Vision - Sep 2017
NORTON PATRICIA	8/28/2017	25542	\$	33.72	Retiree Dental - Sep 2017
NORTON PATRICIA	8/28/2017	25542	\$	435.36	Retiree Medical - Sep 2017
OLIVE SPRINGS QUARRY	8/7/2017	25472	\$	203.89	Construction Supplies - Asphalt
OLIVE SPRINGS QUARRY	8/7/2017	25472	\$	78.12	Construction Supplies - Asphalt
OLIVE SPRINGS QUARRY	8/7/2017	25472	\$	149.21	Replacement Check - Scottsborough Service Line Repair
PACIFIC GAS & ELECTRIC	8/7/2017	25473	\$	17.03	Electricity - Santas Village Rd - Jul 2017
PACIFIC GAS & ELECTRIC	8/7/2017	25473	\$	101.22	Electricity - Skypark - Jul 2017
PACIFIC GAS & ELECTRIC	8/28/2017	25543	\$	226.51	Electricity - RW - Jul 2017
PACIFIC GAS & ELECTRIC	8/28/2017	25543	\$	45,286.30	Electricity - PW - Jul 2017
PACIFIC GAS & ELECTRIC	8/28/2017	25543	\$	810.79	Electricity - 2 Civic Ctr - Jul 2017
PACIFIC SURFACING INC	8/7/2017	25474	\$	2,000.00	Refund Deposit - RW Bulk Meter
PALACE ART & OFFICE SUPPLY	8/7/2017	25475	\$	103.94	Office Supplies - Binders & Tabs
PALACE ART & OFFICE SUPPLY	8/7/2017	25475	\$	24.81	Office Supplies - Labels
PALACE ART & OFFICE SUPPLY	8/28/2017	25544	\$	29.34	Office Supplies - Labels

PALACE ART & OFFICE SUPPLY	8/28/2017	25544	\$	14.04	Office Supplies - Desk Pad
PALACE ART & OFFICE SUPPLY	8/28/2017	25544	\$	17.07	Office Supplies - Dividers
PERRI CHRISTOPHER	8/28/2017	25545	\$	1,544.79	Director Medical - Sep 2017
PHILLIPS TODD	8/7/2017	25476	\$	18.22	Refund Check
PITNEY BOWES INC	8/17/2017	25502	\$	99.80	Equipment Maint - Pitney Bowes Rental
PITNEY BOWES INC	8/17/2017	25502	\$	226.83	Equipment Maint - Pitney Bowes Rental
PR DIAMOND PRODUCTS INC.	8/7/2017	25477	\$	570.00	Small Tools - Diamond Blades
RAVINALE LEANNE	8/28/2017	25546	\$	59.90	Promotional Items - SVAWB Cups
RAVINALE LEANNE	8/28/2017	25546	\$	17.43	Outreach Display Materials - WUE
REBER DANIEL	8/28/2017	25547	\$	2,024.71	Director Medical - Sep 2017
RED WING SHOE STORE	8/7/2017	25478	\$	182.00	Work Boots - Knutson
RED WING SHOE STORE	8/7/2017	25478	\$	1,131.29	Work Boots - Ops
RED WING SHOE STORE	8/28/2017	25548	\$	375.98	Safety Boots - DeBrito
REGIONAL WATER MGMNT FOUNDATION	8/7/2017	25499	\$	803.69	Prop 50 Emergency Intertie Grant Administration
REGIONAL WATER MGMNT FOUNDATION	8/7/2017	25499	\$	6,135.90	Transit Center LID Project Grant Administration
SAFEGUARD BUSINESS SYSTEMS	8/28/2017	25549	\$	372.36	AP Checks - Jul 2017
SANTA CRUZ SIGNS	8/7/2017	25479	\$	662.80	Vehicle Decals
SCARBOROUGH LUMBER & BUILDING SUPPLY	8/28/2017	25550	\$	40.02	Construction Supplies - Concrete
SCARBOROUGH LUMBER & BUILDING SUPPLY	8/28/2017	25550	\$	80.75	Corrosion Sampling Supplies
SCARBOROUGH LUMBER & BUILDING SUPPLY	8/28/2017	25550	\$	502.48	Bethany Booster Repair Supplies
SCARBOROUGH LUMBER & BUILDING SUPPLY	8/28/2017	25550	\$	155.41	Landscape Maint Supplies - 2 Civic Ctr
SCARBOROUGH LUMBER & BUILDING SUPPLY	8/28/2017	25550	\$	34.87	SCADA Maint Supplies
SCARBOROUGH LUMBER & BUILDING SUPPLY	8/28/2017	25550	\$	17.65	Office Supplies - Coffee Pot
SCARBOROUGH LUMBER & BUILDING SUPPLY	8/28/2017	25550	\$	221.27	Small Tools - Diamond Blade / Rivets
SCARBOROUGH LUMBER & BUILDING SUPPLY	8/28/2017	25550	\$	425.85	Special Division Supplies - Electrician Tools
SCARBOROUGH LUMBER & BUILDING SUPPLY	8/28/2017	25550	\$	104.65	Meter Maint Supplies
SCOTT ROBERT	8/7/2017	25480	\$	300.00	Customer Rebate - Toilets
SECO CONTROLS	8/7/2017	25481	\$	955.86	Water Analyzer Maint Kit
SENSUS USA INC	8/7/2017	25482	\$	368.76	Equipment Maint Program Annual Fees FY2018
SHEN JIANHUA	8/7/2017	25483	\$	196.00	Customer Rebate - Toilets
SHRED IT	8/7/2017	25484	\$	90.28	Document Destruction - Jul 2017
SIMONS WILL	8/7/2017	25485	\$	75.00	Customer Rebate - Downspout Redirect
SIMONS WILL	8/7/2017	25485	\$	694.50	Customer Rebate - Lawn Replacement
SKIPS TIRE & AUTO CENTER	8/7/2017	25486	\$	1,278.27	New Tires - Truck 11
SOIL CONTROL LAB	8/28/2017	25551	\$	395.00	Water Quality Testing
STERN ERIC	8/7/2017	25487	\$	100.00	Customer Rebate - Irrigation Controller
STERN ERIC	8/7/2017	25487	\$	155.00	Customer Rebate - Hardscape Replacement

STERN ERIC	8/7/2017	25487	\$	1,939.00	Customer Rebate - Lawn Replacement
STEVENSON'S LANDSCAPING	8/7/2017	25488	\$	960.00	Landscape Maint - Jul 2017
STEVENSON'S LANDSCAPING	8/28/2017	25552	\$	855.00	Landscaping at Misc Locations - Jul 2017
STILES RUTH	8/28/2017	25553	\$	427.05	Director Medical - Sep 2017
SUNSET PUBLISHING CORPORATION	8/7/2017	25489	\$	839.30	Give-Away WUE Landscaping Booklets
SWRCB-DWOCP	8/7/2017	25490	\$	70.00	Replacement Check - Water Treatment Exam Fee
SWRCB-DWOCP	8/28/2017	25554	\$	60.00	T2 Certification - Knutson
SWRCB-DWOCP	8/28/2017	25555	\$	140.00	D3 Certification - Ritchie
SYCAL ENGINEERING INC	8/7/2017	25491	\$	3,030.00	Engineering Services for SCADA - Jun 2017
SYCAL ENGINEERING INC	8/28/2017	25556	\$	2,620.00	Engineering Services for SCADA - Jul 2017
SYCAL ENGINEERING INC	8/28/2017	25556	\$	1,958.29	Engineering Services for SCADA - Jun 2017
TAPPERO KATHY	8/7/2017	25492	\$	155.00	Customer Rebate - Lawn Replacement
THE COVELLO GROUP	8/17/2017	25503	\$	9,236.25	Transit Center LID Project - Construction Management
THE COVELLO GROUP	8/28/2017	25557	\$	9,925.00	SA-20 Main Installation Inspection
THE PATHFINDER COMPANIES	8/28/2017	25558	\$	735.27	ACWA Board Meeting - Hodgin - 7/28/17
TIMES PUBLISHING GROUP INC	8/28/2017	25559	\$	175.00	SV Times Ad - Aug 2017
TPx COMMUNICATIONS	8/28/2017	25560	\$	336.74	Phone service - Ops - Aug 2017
TPx COMMUNICATIONS	8/28/2017	25560	\$	1,010.21	Phone Service - Aug 2017
TWO BROTHERS CATHODIC	8/7/2017	25493	\$	2,000.00	Annual Cathodic Check
UNDERGROUND SERVICE ALERT	8/28/2017	25561	\$	715.65	Annual Digging Tickets Fee
UNITED SITE SERVICES	8/7/2017	25494	\$	136.30	Portable Toilet Rental - RW Fill Station - Aug 2017
UNITED SITE SERVICES	8/7/2017	25494	\$	157.77	Portable Toilet Rental - Orchard Run WTP - Jul 2017
UNITED SITE SERVICES	8/7/2017	25494	\$	1,004.23	Bethany Booster Fence & Screen
UNITED SITE SERVICES	8/28/2017	25562	\$	173.16	Portable Toilet Rental - 229 Mt Hermon - Aug 2017
UNIVAR USA INC	8/7/2017	25495	\$	4,931.78	Water Treatment Chemicals
UNIVAR USA INC	8/28/2017	25563	\$	3,361.13	Water Treatment Chemicals
UNIVERSAL BUILDING SERVICES	8/7/2017	25496	\$	126.35	Office Supplies - Ops
UNIVERSAL BUILDING SERVICES	8/7/2017	25496	\$	169.91	Building Supplies - Admin
UNIVERSAL BUILDING SERVICES	8/28/2017	25564	\$	396.98	Janitorial Service - 2 Civic Ctr - Jul 2017
UNIVERSAL BUILDING SERVICES	8/28/2017	25564	\$	322.22	Janitorial Service - El Pueblo - Jul 2017
USA BLUEBOOK	8/7/2017	25497	\$	419.02	Safety Supplies - Shade Canopy
USA BLUEBOOK	8/28/2017	25565	\$	303.29	Small Tools - Pipe Wrenches
VALERO MARKETING & SUPPLY CO	8/28/2017	25566	\$	382.29	Purchases of Vehicle Fuel - Jul 2017
VERIZON WIRELESS	8/28/2017	25567	\$	198.36	Cell Phones / Tablets - Jul 2017
WELLS FARGO	8/28/2017	25568	\$	490.00	Conference/Break Room Blinds
WELLS FARGO	8/28/2017	25568	\$	(29.00)	Refund - Returned Check Fee
WELLS FARGO	8/28/2017	25568	\$	42.51	Office Supplies - Ipad Cover - Reber

WELLS FARGO	8/28/2017	25568	\$	6.29	SA-133 Shipping Landscape Plans
WELLS FARGO	8/28/2017	25568	\$	168.54	Internet - 2 Civic Ctr - Jul 2017
WELLS FARGO	8/28/2017	25568	\$	26.00	Monthly SurveyMonkey Subscription
WELLS FARGO	8/28/2017	25568	\$	199.00	Annual SHRM Membership - Paul
WELLS FARGO	8/28/2017	25568	\$	481.98	Orchard Run Uninterruptable Power Supply
WELLS FARGO	8/28/2017	25568	\$	60.00	Costco Business Renewal
WELLS FARGO	8/28/2017	25568	\$	472.61	Office Equipment - Ipad - Perri
WELLS FARGO	8/28/2017	25568	\$	200.00	Training - D2 Certification Class - DeBrito
WELLS FARGO	8/28/2017	25568	\$	85.00	Training - GFOA Pension Webinar - Chang
WELLS FARGO	8/28/2017	25568	\$	42.51	Office Supplies - Ipad Cover - Perri
WELLS FARGO	8/28/2017	25568	\$	894.20	CUEMA Leadership Summit - Harmon - 9.7.17
WELLS FARGO	8/28/2017	25568	\$	54.49	Office Supplies - Kettle
WELLS FARGO	8/28/2017	25568	\$	797.28	IWA Water Reclamation/Reuse Conference - Harmon - Jul 2017
WELLS FARGO	8/28/2017	25568	\$	699.00	ACWA Fall Conference Registration- Leishman
WELLS FARGO	8/28/2017	25568	\$	113.12	Office Supplies - Surface Pro Accessories
WELLS FARGO	8/28/2017	25568	\$	42.13	Office Supplies - Glass Display
WELLS FARGO	8/28/2017	25568	\$	168.54	Internet - El Pueblo - Jul 2017
WELLS FARGO	8/28/2017	25568	\$	330.00	Annual Membership - Water Education Foundation
WELLS FARGO	8/28/2017	25568	\$	14.99	Monthly Subscription - Adobe - Streller
WELLS FARGO	8/28/2017	25568	\$	218.06	Bethany Booster Repair - Lunch & Dinner
WESTON GREG	8/28/2017	25569	\$	80.00	Customer Rebate - Hardscape Replacement
WESTON GREG	8/28/2017	25569	\$	768.00	Customer Rebate - Lawn Replacement
Whinnery Melody	8/28/2017	25570	\$	130.80	Refund Check
WINCHESTER AUTO	8/7/2017	25498	\$	50.30	Air Compressor Repair Parts
ZINN GEOLOGY	8/28/2017	25571	\$	4,250.00	Bethany Tank 2nd Tank Addition - Project Consultation in 2010
				\$ 422,294.27	

Legend:

Abbreviation:	Meaning:
PW	Potable Water
RW	Recycled Water
WTP	Water Treatment Plant
EE	Employee
ER	Employer
CO	Change Order
TO	Task Order
SA	Service Application

FY	Fiscal Year
Ops	Operations
Eng	Engineering
Adm	Administration
Fin	Finance
WUE	Water Use Efficiency
ENR	Engineering News Record
ACWA	Association of California Water Agencies
LID	Low Impact Development

STAFF REPORT - OPERATIONS

Scotts Valley Water District

Date: October 12, 2017

To: Board of Directors

From: Operations Manager

Active Development Projects

Polo Ranch Project: With most of the underground construction now complete Lennar is preparing the site for winter. There will be no construction activities here until next spring.

The Grove/City Ventures: Most of the site grading and building pad construction is now complete. The project manager reports that they will begin forming and pouring concrete footings and pads for the models during the week of October 16th. The underground contractor Sanco Pipelines will begin installing the water main for this project on October 9th and will take about 2 weeks to complete.

Marriot Hotel: There is nothing new to report on this development.

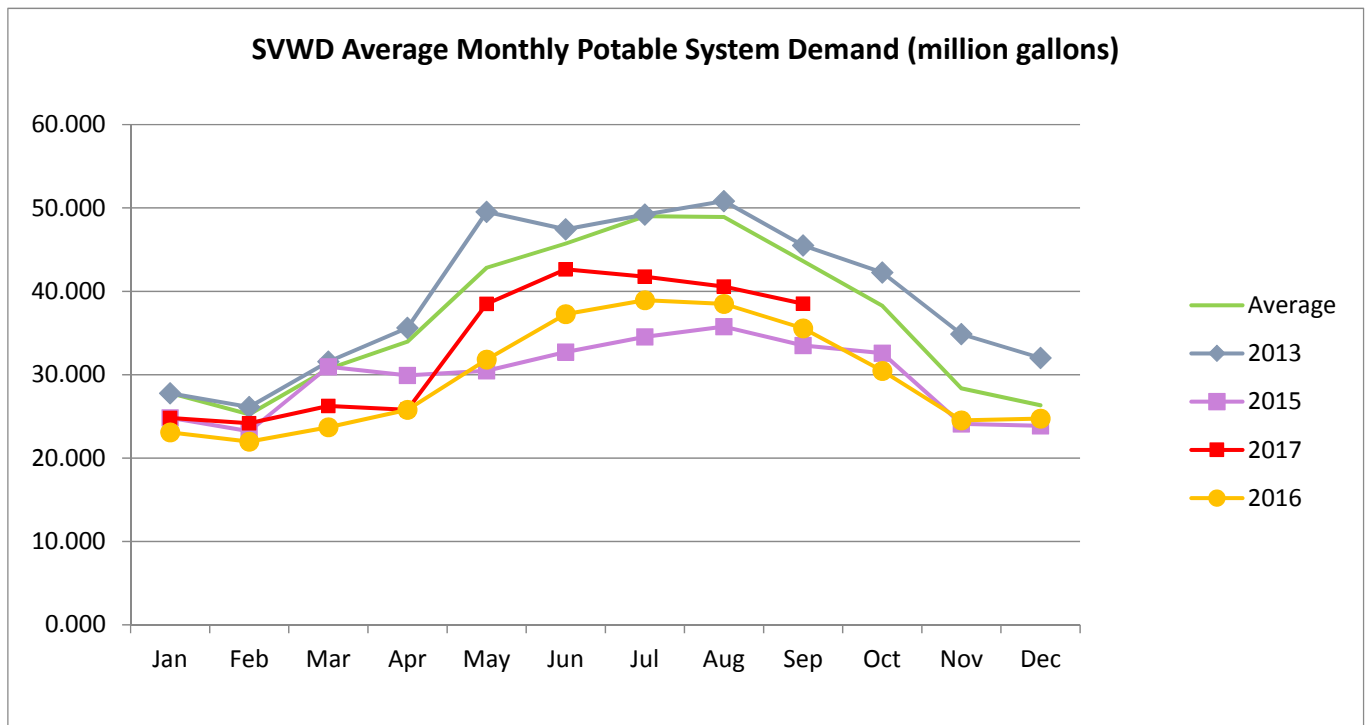
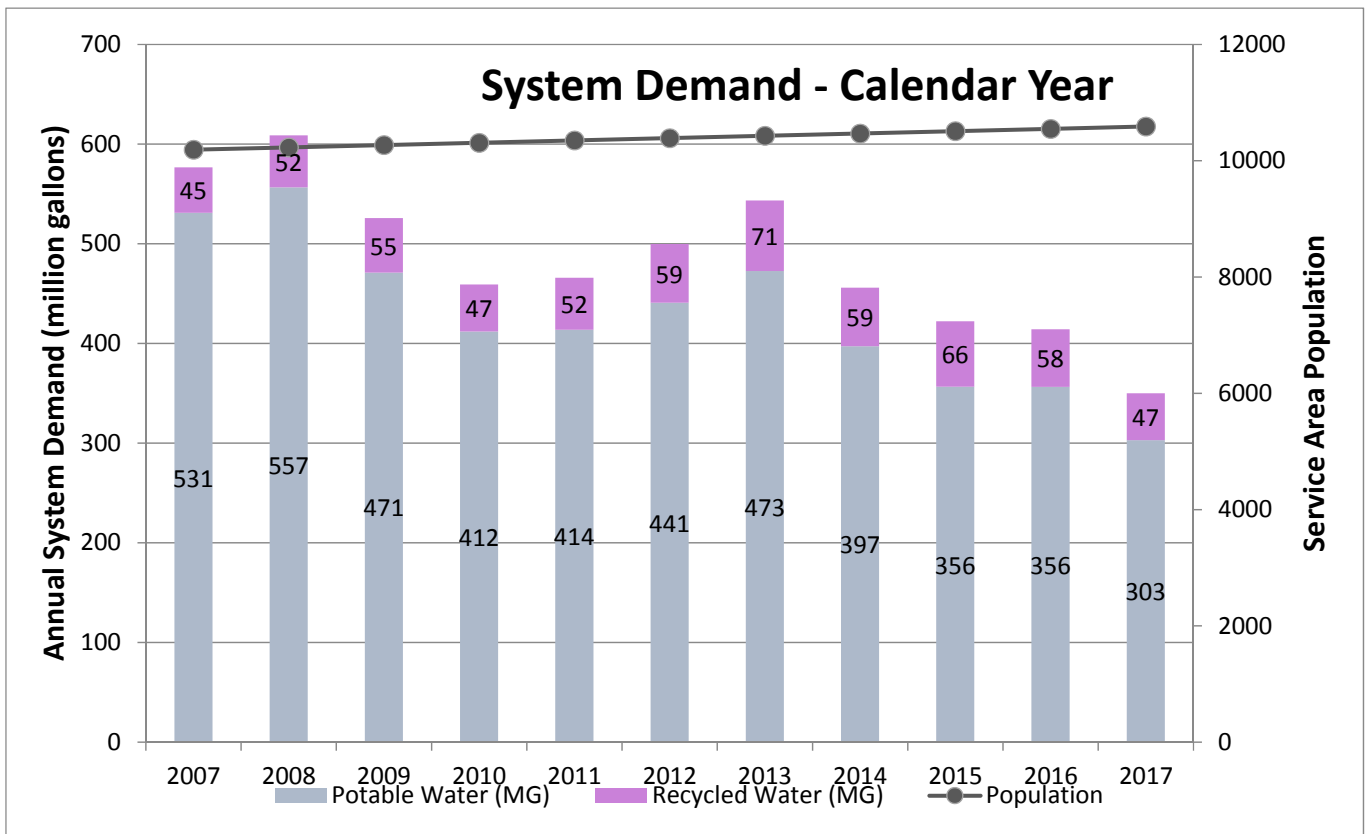
Scotts Valley Middle School: Plans to install the new 8" fire service have been delayed until the school's two week break in December to avoid student transportation traffic on Bean Creek Road.

Operations Activities

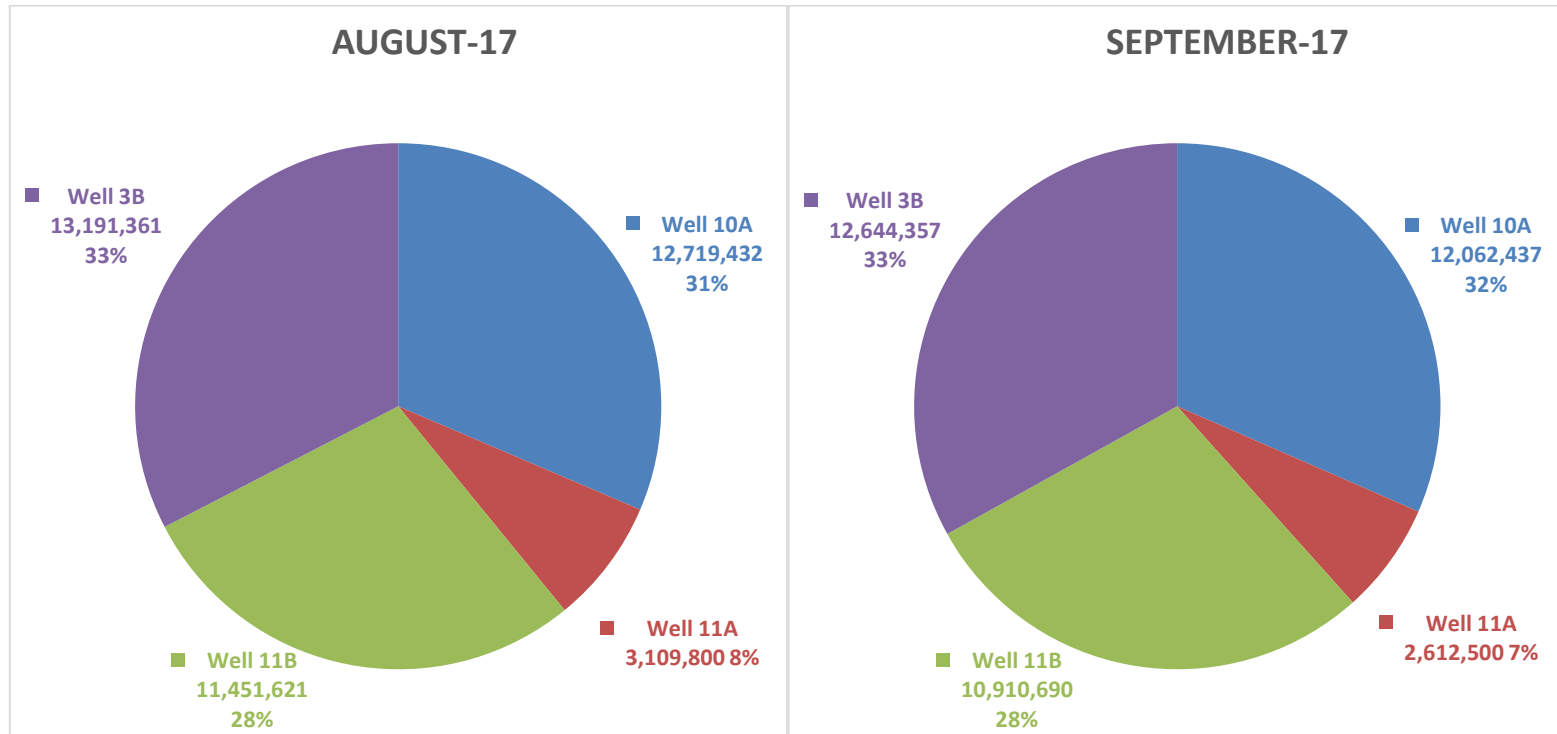
Well 7A: Site preparation for the new well site at Orchard Run is underway. Thayer Construction is currently removing soil from the site and will begin forming the footings for the retaining wall on October 6th. The wall construction is expected to take about two and half weeks. A site meeting with HydroMetrics and Pacific Coast Drilling is scheduled for October 5th. The agenda covers drilling schedule, site logistics, offsite storage yard and fluid disposal. We will receive a final quote from driller after this meeting. The current estimate is \$1.3 million for the drilling portion of the project.

Bethany Booster: After several "sorry we are too busy to consider your project" responses from contractors we have found a company who is available and as of this writing is working up a quote for the main replacement portion of the project. For the pump station rehab work we have an October 9th meeting with a concrete contractor who specializes in shoring up buildings with foundation problems. We have a void under the slab of the pump building with some erosion under the southwest corner footing. Moving forward the concrete floor and old pump pedestals will be removed, the southwest corner will be stabilized and the void will be filled with a concrete slurry mix. Forming and pouring the new concrete floor and pump pedestals will complete the building rehab. We have ordered and received most of the equipment for the pump station, there are a couple of items on back order. Once the new pipeline and building rehab work is complete staff will move in and install the booster pumps, piping and valves. Our electrician will install new cabinets, electrical and control components, and electrical and communication wiring. We expect the new station to be operational by end of the calendar year.

Attached: System Demand, Production and Rainfall Data



Monthly Well Production August 2017 and September 2017



Gallons Produced (total)

July 2017 40,782,878
 August 2017 40,472,214

Change July 2017 to August 2017 = 1% less

Gallons Produced (total)

August 2017 40,472,214
 September 2017 38,229,985

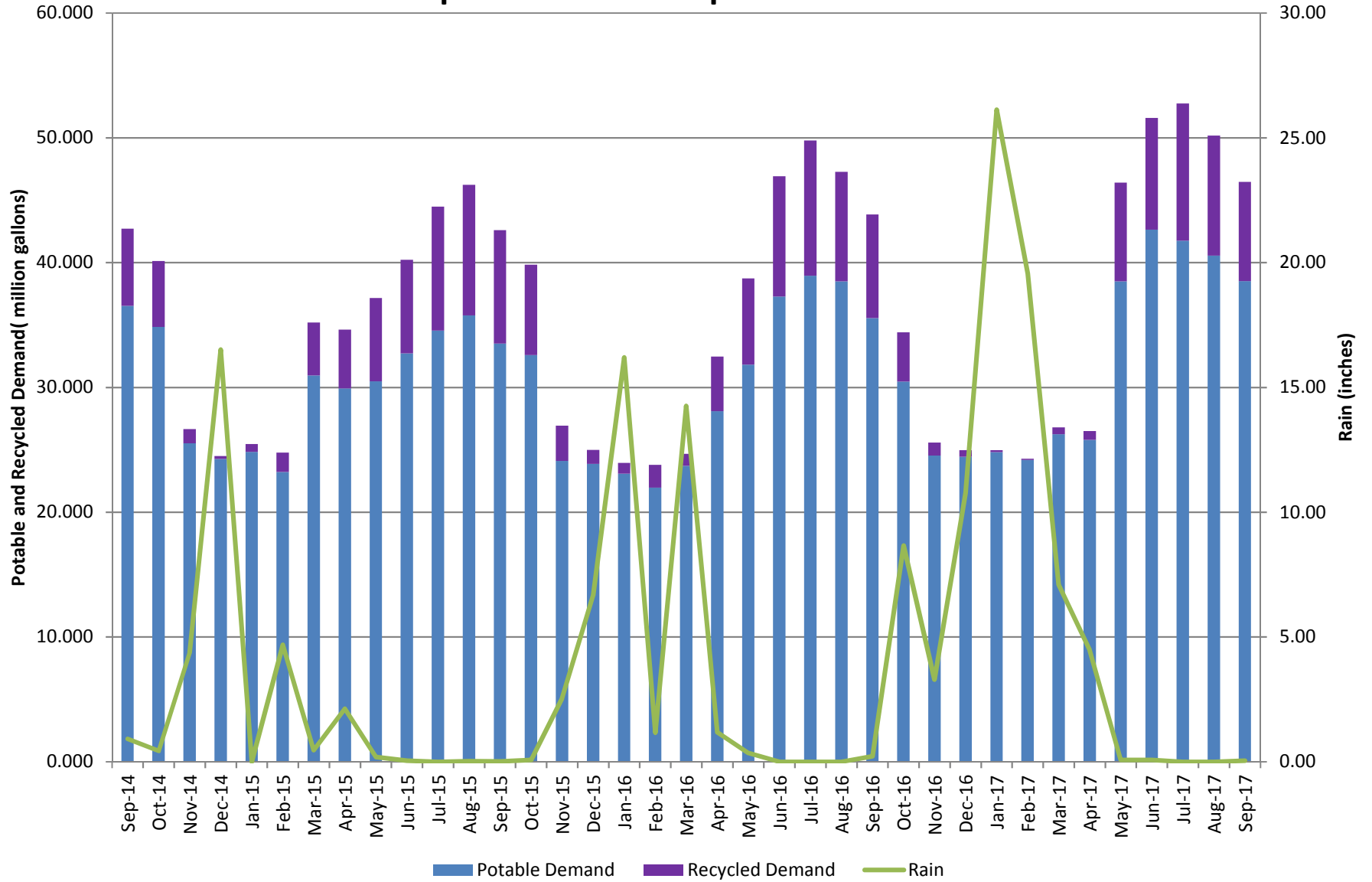
Change August 2017 to September 2017 = 6% less

Well production is pumped water minus water used for well maintenance activities

Potable and Recycled Demand vs Rain

(Demand is production plus/minus change in storage)

September 2014- September 2017



**Potable and Recycled Demand
2007-2017**

Potable Monthly Demand (Production plus/minus Change in Storage)

	2007	2008	2009	2010	2011	2012	2013	2014	2015	2016	2017	Average
Jan.	25,968,150	30,456,090	31,258,350	27,190,550	23,129,510	31,165,560	27,764,580	33,252,872	24,822,615	23,085,736	24,809,150	27,536,651
Feb.	22,522,200	31,328,710	25,802,050	24,924,790	25,004,280	26,813,840	26,124,132	24,779,862	23,217,640	21,968,896	24,179,614	25,151,456
March	38,229,150	40,970,670	28,912,350	28,930,820	26,079,310	29,752,014	31,559,240	27,946,154	30,953,420	23,699,492	26,250,082	30,298,427
April	46,019,600	48,210,720	37,400,190	27,503,270	30,993,238	29,234,622	35,621,370	28,875,831	29,909,260	28,086,961	25,789,244	33,422,210
May	54,241,500	55,947,190	45,932,830	37,704,720	40,456,736	43,581,989	49,525,756	38,675,936	30,478,823	31,821,291	38,502,426	42,442,654
June	59,840,800	59,000,280	49,307,120	47,344,250	38,237,371	46,553,850	47,432,970	39,525,236	32,726,825	37,271,566	42,643,953	45,444,020
July	65,591,400	60,330,850	54,828,370	49,625,170	46,417,190	48,634,940	49,192,762	41,957,386	34,544,613	38,935,000	41,757,891	49,005,768
Aug.	63,560,690	61,230,620	53,944,010	49,668,620	45,665,550	48,939,190	50,820,800	41,020,790	35,765,167	38,501,752	40,076,059	48,911,719
Sept.	55,199,310	55,082,280	41,458,120	46,781,040	43,700,350	42,936,210	45,489,360	36,533,116	33,498,030	35,556,677	38,190,535	43,623,449
Oct.	43,987,550	48,700,710	39,213,770	37,889,760	34,771,130	37,982,466	42,248,672	34,840,142	32,589,534	30,462,756		38,268,649
Nov.	29,774,600	34,615,970	34,099,250	18,604,914	28,853,908	28,714,236	34,868,300	25,524,197	24,110,286	24,524,576		29,381,922
Dec.	26,140,420	30,675,620	28,903,970	15,762,610	30,451,180	26,428,050	32,013,140	24,261,522	23,866,862	24,429,124		26,829,564
Total	531,075,370	556,549,710	471,060,380	411,930,514	413,759,753	440,736,967	472,661,082	397,193,044	356,483,075	358,343,827	302,198,953	450,161,099

Monthly Recycled Demand (Gallons)

	2007	2008	2009	2010	2011	2012	2013	2014	2015	2016	2017	Average
Jan.		93,000	496,000	62,000	496,000	2,139,000	620,000	3,019,613	635,420	862,984	156,267	858,028
Feb.		28,000	448,000	0	1,120,000	2,352,000	2,268,000	1,248,862	1,545,957	1,813,868	94,521	1,202,743
March	1,581,000	1,860,000	1,178,000	620,000	620,000	1,054,000	2,723,665	1,579,882	4,231,231	972,360	544,666	1,542,255
April	4,290,000	4,020,000	4,050,000	570,000	3,450,000	1,470,000	5,436,705	4,163,175	4,720,887	4,381,911	713,802	3,387,862
May	4,898,000	7,378,000	6,293,000	5,301,000	6,448,000	7,843,000	9,248,455	8,409,175	6,686,359	6,909,436	7,908,386	6,941,443
June	7,740,000	8,340,000	8,700,000	8,250,000	6,150,000	9,420,000	9,801,903	9,135,056	7,488,534	9,639,221	8,940,094	8,466,471
July	7,316,000	8,990,000	9,486,000	10,013,000	4,936,000	9,610,000	9,394,766	9,911,697	9,935,422	10,841,389	10,981,309	9,219,598
Aug.	8,029,000	7,719,000	9,269,000	8,680,000	9,207,000	10,199,000	9,875,446	8,542,111	10,471,389	8,767,020	9,618,897	9,075,897
Sept.	6,000,000	6,690,000	7,200,000	8,070,000	8,610,000	7,680,000	8,288,391	6,176,224	9,092,727	8,287,511	7,957,562	7,609,485
Oct.	2,635,000	4,929,000	2,852,000	4,681,000	4,185,000	4,960,000	6,537,840	5,282,253	7,233,408	3,956,097		4,725,160
Nov.	2,280,000	1,290,000	330,000	570,000	1,740,000	1,920,000	4,029,769	1,131,988	2,817,778	1,053,779		1,716,331
Dec.	682,000	651,000	1,333,000	403,000	2,201,000	341,000	2,453,395	236,228	1,119,017	529,158		994,880
Total	45,451,000	51,988,000	51,635,000	47,220,000	49,163,000	58,988,000	70,678,335	58,836,264	65,978,129	58,014,734	46,915,504	54,987,997

Monthly Rainfall Recorded at SVWD El Pueblo Yard

	WATER YEAR	Oct	Nov	Dec	Jan	Feb	Mar	Apr	May	June	Jul	Aug	Sep	TOTAL	% of Ave
High Year	1981-82	0.14	11.20	5.90	28.80	6.88	8.26	8.40	0.03	0.00	0.00	0.04	1.28	70.93	171%
	1982-83	5.35	10.50	7.74	13.90	18.00	19.90	7.80	0.98	0.00	0.00	0.17	1.91	86.25	208%
	1983-84	1.70	12.70	12.90	0.54	2.49	2.62	1.13	0.02	0.18	0.01	0.00	0.25	34.54	83%
	1984-85	2.80	13.80	2.95	1.72	4.20	7.92	0.73	0.11	0.15	0.09	0.02	0.54	35.03	84%
	1985-86	1.12	7.14	2.62	7.38	22.40	15.00	0.48	0.83	0.00	0.00	0.00	1.30	58.27	140%
	1986-87	0.03	0.05	2.47	4.51	9.06	6.31	0.70	0.00	0.02	0.00	0.00	0.00	23.15	56%
	1987-88	1.19	2.30	10.70	4.58	0.68	0.00	3.13	1.07	0.16	0.00	0.00	0.00	23.81	57%
	1988-89	0.19	5.90	8.89	2.06	1.39	10.60	0.67	0.08	0.03	0.00	0.03	0.83	30.67	74%
	1989-90	3.53	1.58	0.01	3.42	3.69	2.13	0.16	5.79	0.00	0.00	0.12	0.15	20.58	50%
	1990-91	0.50	0.24	1.65	0.61	5.39	17.19	0.51	0.06	0.40	0.00	0.02	0.07	26.64	64%
	1991-92	2.37	1.46	5.42	3.03	15.30	4.65	0.45	0.00	0.82	0.00	0.05	0.00	33.55	81%
	1992-93	3.41	0.20	11.54	18.51	10.22	3.17	1.37	0.96	0.68	0.00	0.00	0.00	50.06	120%
	1993-94	0.73	2.74	5.52	3.51	9.72	0.68	2.75	2.10	0.01	0.00	0.00	0.05	27.81	67%
	1994-95	1.79	8.29	4.78	23.88	0.65	13.62	3.79	0.89	1.04	0.01	0.00	0.00	58.74	141%
	1995-96	0.00	0.32	10.03	13.52	11.35	5.14	2.38	4.31	0.03	0.00	0.00	0.00	47.08	113%
	1996-97	2.89	6.95	22.43	12.33	0.17	1.50	0.58	0.16	0.12	0.00	0.54	0.00	47.67	115%
	1997-98	0.68	10.12	4.06	14.21	21.81	6.17	2.85	3.65	0.01	0.00	0.01	0.17	63.74	153%
	1998-99	1.02	9.11	1.85	9.25	11.08	5.22	2.58	0.03	0.36	0.00	0.02	0.14	40.66	98%
	1999-00	0.35	5.69	0.53	18.02	17.57	2.77	2.69	1.01	0.18	0.00	0.20	0.40	49.41	119%
	2000-01	5.14	1.38	0.94	8.68	10.65	4.05	2.67	0.00	0.07	0.00	0.00	0.16	33.74	81%
	2001-02	1.13	9.93	16.45	4.97	2.69	4.66	0.52	0.90	0.00	0.00	0.05	0.00	41.30	99%
	2002-03	0.00	5.80	21.40	2.77	2.95	2.54	5.75	1.09	0.16	0.00	0.00	0.00	42.46	102%
	2003-04	0.19	3.93	17.55	4.44	9.69	1.19	0.65	0.07	0.00	0.06	0.00	0.11	37.88	91%
	2004-05	7.24	3.25	14.39	8.30	7.20	10.01	3.79	2.13	0.94	0.02	0.00	0.08	57.35	138%
	2005-06	0.19	2.84	21.73	6.55	5.26	15.29	10.44	1.01	0.01	0.00	0.01	0.00	63.33	152%
	2006-07	0.25	3.30	5.67	0.89	9.24	0.30	2.17	0.46	0.00	0.10	0.01	0.33	22.72	55%
	2007-08	1.93	0.52	5.50	17.59	6.96	0.36	0.35	0.00	0.00	0.01	0.00	0.04	33.26	80%
	2008-09	1.59	4.80	4.38	1.80	15.28	3.47	0.52	1.42	0.01	0.00	0.00	0.26	33.53	81%
	2009-10	9.70	0.33	5.21	11.37	8.66	4.35	5.41	1.17	0.00	0.01	0.07	0.00	46.28	111%
	2010-11	3.92	5.13	15.36	1.97	10.59	13.40	0.75	3.42	3.40	0.00	0.04	0.02	58.00	140%
	2011-12	2.93	3.41	0.15	6.80	2.75	11.97	4.09	0.02	0.20	0.02	0.00	0.02	32.36	78%
	2012-13	1.61	11.32	13.25	1.31	0.47	2.66	0.43	0.01	0.11	0.00	0.00	0.70	31.87	77%
Low Year	2013-14	0.01	0.87	0.78	0.05	11.52	4.02	2.02	0.01	0.02	0.09	0.01	0.92	20.32	49%
	2014-15	0.44	4.36	16.52	0.00	4.69	0.47	2.13	0.19	0.04	0.00	0.03	0.02	28.89	70%
	2015-16	0.07	2.54	6.67	16.20	1.16	14.26	1.18	0.35	0.00	0.00	0.00	0.22	42.65	103%
	2016-17	8.66	3.29	10.77	26.13	19.56	7.09	4.47	0.06	0.07	0.00	0.00	0.04	80.14	193%
Cumulative 2016-2017		8.66	11.95	22.72	48.85	68.41	75.50	79.97	80.03	80.10	80.10	80.10	80.14	80.14	
Monthly Average 1981-2016		1.89	4.97	8.23	7.93	8.05	6.45	2.46	0.98	0.26	0.01	0.04	0.28	41.56	